

गोंय विद्यापीठ

ताळगांव पठार,

गोंय - ४०३ २०६

फोन : +९१-८६६९६०९०४८



(Accredited by NAAC)

Goa University

Taleigao Plateau, Goa-403 206

Tel : +91-8669609048

Email : registrar@unigoa.ac.in

Website : www.unigoa.ac.in

GU/Acad -PG/BoS -NEP/2024/508

Date: 12.09.2024

CIRCULAR

The University has decided to implement the Curriculum and Credit Framework for the Undergraduate Programme (CCFUP) of **Bachelor of Engineering in Computer Engineering** under the National Education Policy (NEP), 2020 based on All India Council for Technical Education (AICTE) and National Credit Framework (NCrF) Guidelines from the Academic Year 2024-2025 onwards.

The Syllabus of Semesters I and II of the **Bachelor of Engineering in Computer Engineering** Programme approved by the Standing Committee of the Academic Council in its meeting held on 06th, 07th and 21st March 2024 is attached.

The Dean, Faculty of Engineering and Principals of affiliated Colleges offering the **Bachelor of Engineering in Computer Engineering** Programme are requested to take note of the above and bring the contents of the Circular to the notice of all concerned.

(Ashwin V. Lawande)

Deputy Registrar – Academic

To,

1. The Dean, Faculty of Engineering, Goa University.
2. The Principals of affiliated Engineering Colleges.

Copy to,

1. The Director, Directorate of Technical Education, Govt. of Goa
2. The Chairperson, BoS in Computer Engineering.
3. The Controller of Examinations, Goa University.
4. The Assistant Registrar, Prof. Examinations, Goa University.
5. Directorate of Internal Quality Assurance, Goa University for uploading the Syllabus on the University website.

COMPUTER ENGINEERING SYLLABUS AY 2024-25

SEMESTER - I								
Sr. No	Course Category	Course Code	Title of the Course	L	T	P	Credits	
1.	Major	CMP-100	Fundamentals of Programming using C	3	0	0	3	
		CMP-101	Fundamentals of Programming using C Lab	0	0	1	1	
2.	Minor	EEL-111	Basics of Electrical and Electronics Engineering	3	0	0	3	
		EEL-112	Basics of Electrical and Electronics Engineering Lab	0	0	1	1	
		OR						
		SHM-111	Biology for Engineers	3	0	0	3	
		SHM-112	Biology for Engineers Lab	0	0	1	1	
3.	MC	SHM-131	Engineering Mathematics - I	2	1	0	3	
4.	AEC	AEC-151	Creative Thinking and Innovation	2	0	0	2	
		AEC-152	Creative Thinking and Innovation Lab	0	0	1	1	
5.	VAC	VAC-156	Indian Knowledge System	2	0	0	2	
		VAC-157	Indian Knowledge System Lab	0	0	1	1	
6.	SEC	SEC-144	Electronics and Mechanical Workshop	0	0	3	3	
			TOTAL	12	1	7	20	

SEMESTER - II								
Sr. No.	Course Category	Course Code	Title of the Course	L	T	P	Credits	
1.	Major	ITH-100	Fundamentals of Computing using Python	3	0	0	3	
		ITH-101	Fundamentals of Computing using Python Lab	0	0	1	1	
2.	Minor	MCV-111	Basics of Mechanical and Civil Engineering	3	0	0	3	
		MCV-112	Basics of Mechanical and Civil Engineering Lab	0	0	1	1	
		OR						
		SHM-113	Engineering Chemistry	3	0	0	3	
		SHM-114	Engineering Chemistry Lab	0	0	1	1	
3.	MC	SHM-132	Applied Physics	2	0	0	2	
		SHM-133	Applied Physics Lab	0	0	1	1	
4.	AEC	AEC-153	Communication and Technical Writing	2	1	0	3	
5.	VAC	VAC-158	Environmental Science and Sustainability	2	0	0	2	
		VAC-159	Environmental Science and Sustainability Lab	0	0	1	1	
6.	SEC	SEC-143	Engineering Graphics and Design with UI/UX	0	0	3	3	
			Total	12	1	7	20	

SEMESTER I**Major Courses**

Name of the Programme : B.E. Computer Engineering
Course code : CMP-100
Title of the course : Fundamentals of Programming Using C
Number of Credits : 3
Effective from AY : 2024-25

Pre-requisites for the Course:	Nil	
Course Objectives:	<p>This course will enable students to:</p> <ol style="list-style-type: none"> 1. Write algorithms, flowcharts and programs. 2. Implement different programming constructs and decomposition of problems into functions. 3. Use and implement data structures like arrays, structures and unions to obtain solutions. 4. Implement pointers and file operations with simple applications. 	
Contents:		No of Hours
Unit 1	<p>Introduction to Computer Problem Solving: Introduction, problem solving aspect, top-down design, implementation of algorithms, program verification, analysis of algorithms</p> <p>Fundamental Algorithms: Exchanging values of two variables, counting, summation of a set of numbers, generation of Fibonacci sequence, reversing the digits of an integer</p> <p>Factoring Methods: Greatest common divisor of two integers, generating prime numbers</p>	10
Unit2	<p>Overview of C: History of C, Importance of C</p> <p>Constants, variables and data types: Introduction, character set, C tokens, keywords and identifiers, constants, variables, data types, declaration of variables, declaration of storage class, assigning values to variables, defining symbolic constants, declaring a variable as constants, declaring a variable as volatile.</p> <p>Operators and Expressions: Introduction, arithmetic operators, relational operators, logical operators, assignment operators, increment and decrement operators, conditional operators, bitwise operators, special operators, arithmetic expressions, precedence of arithmetic operators, some computational problems, type conversion in expressions, operator precedence and associativity, mathematical functions.</p> <p>Managing Input and Output Operations: Introduction, reading a character, writing a character, formatted input, formatted output.</p> <p>Decision Making and Branching: Introduction, decision making with if statement, simple if statement, if else statement, nesting of if else statements, else-if ladder, switch statement, ?: operator, goto statement.</p> <p>Decision Making and Looping: Introduction, while statement, do statement, for statement, jumps in loops.</p>	12


	Pointers: Introduction, understanding pointers, accessing address of a variable, declaring pointer variables, initialization of pointer variables, accessing a variable through its pointer, chain of pointers, pointer expressions, pointer increment and scale factor.	
Unit 3	<p>User-Defined Functions: Introduction, need for user-defined functions, multi-function program, elements of user-defined functions, definition of functions, return values and their types, function calls, function declaration, arguments but no return values, arguments with return values, functions that return multiple values, nesting of functions, recursion, scope and visibility and lifetime of variables, pass by value and pass by reference, iteration v/s recursion, pointers to functions.</p> <p>Arrays: One Dimensional Arrays, Declaration and initialization of 1D array, two dimensional arrays, declaration and initialization of 2D array, multi-dimensional arrays, passing arrays to function, arrays of pointers.</p> <p>Character Arrays and Strings: Introduction, declaring and initializing string variables, reading strings from variables, reading strings from terminal, writing strings to screen, arithmetic operations on characters, putting strings together, comparison of strings, string handling functions.</p>	13
Unit 4	<p>Structure & Unions: Defining a structure, declaring structure variables, accessing structure members, structure initialization, copying & comparing structure variables, operation on individual members, array of structures, structure & functions, unions, size of structure.</p> <p>File Management in C: Defining & opening a file, closing a file, I/O operations on files, error handling during I/O files, random access to files.</p>	10
Pedagogy:	Inquiry Based Learning, Reflective, Integrative Learning	
References/ Readings:	<p>Text Books</p> <ol style="list-style-type: none"> 1. R.G. Dromey, "How to Solve it by Computers", Pearson Education Publication. 2. E. Balaguruswamy, "Programming in ANSI C"; Tata Mcgraw Hill Education; 6th edition <p>Reference Books</p> <ol style="list-style-type: none"> 1. K. R Venugopal, S R Prasad, "Mastering C", Tata Mcgraw Hill Education 2. Yashavant Kanetkar, "Let us C", BPB publications, 19th Edition 3. M. G. Venkateshmurthy, "Programming Techniques through C", Pearson Education, 1st Edition 	
Course Outcomes:	<p>After going through this course, the students will be able to:</p> <ol style="list-style-type: none"> 1. Explain the concept of algorithms, different data types, functions, arrays, strings, structures, unions and file handling in C programming. 2. Develop algorithmic solutions to simple computational problems. 3. Compute the flow of the program to obtain the programmatic solution. 4. Apply problem solving techniques to real world problems. 	

Name of the Programme : B.E. Computer Engineering
Course Code : CMP-101
Title of the Course : Fundamentals of Programming Using C Lab
Number of Credits : 1
Effective from AY : 2024-25

Pre-requisites for the course:	Nil	
Course Objectives:	This course will enable students to: <ol style="list-style-type: none"> 1. Learn to implement C programs using various data types and operators. 2. Gain knowledge of C programming using concepts of decision making, branching, looping statements, and functions. 3. Use and implement data structures like arrays, structures and unions to obtain solutions. 4. Implement pointers and file operations with simple applications. 	
Contents:	List of Programs /Experiments	No. of Hours
	<ol style="list-style-type: none"> 1. Write a C program to swap two integers and reverse the digits of a number. 2. Write a C program to compute mean, mode and variance. 3. Write a C program to generate any arithmetic series (Any three). 4. Write a C program to implement relational operator, logical operator, assignment operator, ternary operator and bitwise operators. 5. Write a C program to implement decision making, branching and looping statements. 6. Write a C program to implement pointer operations. 7. Write a C program to implement functions using call by value, call by reference, recursion and iteration. 8. Write a C program to create, manipulate arrays, strings and matrices (single and multi-dimensional). 9. Write a C program to implement array of pointers. 10. Write a C program that use simple structures, array of structures, nested structure. 11. Write a C program to implement structures and unions. 12. Write a C program to implement file handling operations. 	30
Pedagogy:	Constructive, Collaborative and Inquiry Based Learning	
Instructions:	Minimum 10 experiments to be performed from above list.	
References/ Readings:	Text Books: <ol style="list-style-type: none"> 1. Dromey R.G., How to Solve it by Computers, Pearson Education Publication 2. Balagurusamy E., Programming in ANSI C; Tata Mcgraw Hill Education; 6th edition Reference Books: <ol style="list-style-type: none"> 1. Venugopal K. R, S R Prasad, Mastering C, Tata Mcgraw Hill Education 2. Kanetkar Yashavant, Let us C, BPB publications, 19th Edition 3. Venkateshmurthy M. G., Programming Techniques through C, Pearson 	

	Education, First Edition
Course Outcomes:	<p>After going through this course, students will be able to</p> <ol style="list-style-type: none"> 1. Demonstrate the knowledge of C programming using various data types 2. Develop C programs using decision making, branching, looping statements and pointers 3. Implement C programs using concepts of arrays and string handling 4. Apply knowledge of C programming to write functions, structures, unions and file operations.

[\(Back to Index\)](#)



Minor Courses

Name of the Programme : B.E. Computer Engineering
Course code : EEL-111
Title of the course : Basics of Electrical and Electronics Engineering
Number of Credits : 3
Effective from AY : 2024-25

Pre- requisites for the Course:	Nil	
Course Objectives:	This course will enable students to: <ol style="list-style-type: none"> 1. Understand various energy resources, AC and DC Circuits, Electrical power concepts and electronic devices and circuits 2. Solve electrical and electronic circuits 3. Analyze DC and AC circuits, transformer losses and power in single / three phase circuits, rectifier 4. Apply the concepts to implement electrical and electronic circuits 	
Contents:		No of Hours
Unit 1	Introduction to Energy sources: Renewable and non-renewable. Voltage and current relationship for R, L and C, independent voltage and current sources, V-I and I-V source transformations, Voltage / current division concept, Star-Delta transformation. DC Circuit Analysis: Kirchoff's laws, Thevenin's theorem, Norton's theorem, Superposition theorem, Maximum Power transfer theorem, Batteries: Series and parallel connection of Batteries, Battery specifications	12
Unit 2	AC Fundamentals: Representation of AC quantity (Mathematical, Phasor, waveform), Frequency, Time period, average value, RMS value, Maximum /Peak value, Form factor, Peak factor, Phase angle and phasor diagram, active power, reactive power, apparent power, power factor, Representation of AC quantities in complex notations. Three phase systems: Star and Delta connections, Line and phase quantities and their relationship, Balanced supply and balanced load conditions, phasor diagram, power relationship. Measurement of single phase and 3 phase power. Single phase transformer: Construction, principle of operation, efficiency, voltage regulation.	11
Unit 3	Introduction to semiconductors: Intrinsic and extrinsic semiconductors, Energy band diagrams. Diodes and Circuits: PN junction diode, V-I characteristics, Zener diode, breakdown mechanism in diodes, light emitting diode. Diode Applications: Half-wave rectifier, Full-wave and Bridge Rectifiers, PIV, derivation of DC and RMS values, Ripple Factor. Voltage regulation using Zener diodes, C Filter, Determination of ripple factor	11
Unit 4	Bipolar Junction Transistor (BJT): Construction; Operation,	11

	<p>Transistor Amplifying Action; Common base, Common-Emitter and Common-Collector Configurations; DC load line, regions of operation (Cutoff, active, saturation)</p> <p>DC Biasing: Operating Point, need for biasing, Fixed-Bias Circuit; Emitter-Stabilized Bias Circuit; Voltage-Divider Biasing.</p> <p>Metal Oxide Semiconductor Field Effect Transistor (MOSFET): Construction, Depletion and Enhancement- Type MOSFET, I_d/V_{gs} and I_d/V_{ds} characteristics</p>	
Pedagogy:	Reflective, Inquiry based and Integrative Learning	
References/ Readings:	<p>Text Books</p> <ol style="list-style-type: none"> 1. P.V. Prasad, S. Sivanagaraju, "Electrical Engineering Concepts and Applications", Cengage, ISBN: 978-81-315-1787-1, 2012 2. Mehta, V. K., and Mehta Rohit, "Basic Electrical Engineering", S. Chand Publishing, 2008 3. Boylestad, Robert L., "Electronic Devices and Circuit Theory", Pearson Education, India, 2009. <p>Reference Books</p> <ol style="list-style-type: none"> 1. Theraja, B. L., "Fundamentals of Electrical Engineering and Electronics", S. Chand Publishing, 2006. 2. A. Mottershead, "Electronic Devices and Circuits", PHI. 	
Course Outcomes:	<p>After going through this course, the students will be able to:</p> <ol style="list-style-type: none"> 1. Understand basic concepts of DC and AC circuits, energy sources, various electronic devices and their operating principles and applications. 2. Analyze and solve DC and AC circuits, biasing circuits and rectifiers 3. Apply the principles in DC and AC Circuits and rectifiers 4. Implement electrical and electronic circuits 	


[\(Back to Index\)](#)

Name of the Programme : B.E. Computer Engineering
Course Code : EEL-112
Title of the Course : Basics of Electrical and Electronics Engineering Lab
Number of Credits : 1
Effective from AY : 2024-25

Pre-requisites for the Course:	Nil	
Course Objectives:	This course will enable the students to: <ol style="list-style-type: none"> 1. Identify electrical and electronic components and understand electrical wiring 2. Use appropriate test and measurement equipment 3. Measure power and characterize components such as diodes and MOSFETS. 4. Assemble and test electronic circuits. 	
Contents:	List of Experiments	No of Hours
Part A	<ol style="list-style-type: none"> 1. Identification electrical and electronic components (Such as resistors, capacitors, inductors, transformer, diodes and ICs) and usage of Test and measuring instruments (Such as Power Supply, Digital Multimeter, Function Generator, Analog and Digital Storage Oscilloscope -DSO) 2. Study of single-phase domestic wiring system 	6
Part B	<ol style="list-style-type: none"> 1. Verification of Kirchoff's Law 2. Verification of Thevenin's theorem and Norton's theorem 3. Verification of Superposition theorem and Maximum power transfer theorem 4. Measurement of power in single phase circuit 	12
Part C	<ol style="list-style-type: none"> 1. Load Test on Single phase Transformer 2. Determination of DC output voltage, ripple factor and efficiency of a Half wave Rectifier 3. Determination of DC output voltage, ripple factor and efficiency of a Full Wave Rectifier with C filter 4. Determination of load and line regulation of a Zener voltage regulator 5. Transistor characteristics under CE configuration 6. Voltage Divider Bias 7. MOSFET Characteristics 	12
Pedagogy:	Inquiry based Learning, Constructive and Collaborative Learning.	
Instructions:	Minimum 10 experiments to be performed. <ol style="list-style-type: none"> 1. Part A is compulsory. 2. Minimum 4 experiments each to be performed from Part B and Part C. 3. Lab Journal to be maintained by every student. 	
References/ Readings:	Reference Books <ol style="list-style-type: none"> 1. Mathew Susan S., Chacko Saji T., "Fundamentals of Electrical and Electronics Engineering (with Lab Manual)", Khanna Book Publishing Co, 2021 	

	<ol style="list-style-type: none"> 2. Satya Sai Srikant, P.K. Chaturvedi, "Basic Electronics Engineering including Laboratory manual", Springer Nature, Singapore, 2020 3. Cherry Bhargava, "Digital Electronics, A comprehensive Lab manual", BS Publications 2020.
Course Outcomes:	<p>After going through this course, the students will be able to:</p> <ol style="list-style-type: none"> 1. Identify electrical and electronic components. 2. Determine component values and their specifications. 3. Assemble and test electrical and electronic circuits. 4. Analyse readings and waveforms and interpret results from measurements.

[\(Back to Index\)](#)



Name of the Programme : B.E. Computer Engineering
Course Code : SHM-111
Title of the Course : Biology for Engineers
Number of Credits : 3
Effective from AY : 2024-25

Pre-requisites for the Course:	Nil	
Course Objectives:	This course will enable students to: <ol style="list-style-type: none"> 1. Learn about enzymes and compare different mechanisms of enzyme action. 2. Study DNA as a genetic material in the molecular basis of information transfer. 3. Understand classification of biological processes at the reductionistic level. 4. Study and use thermodynamic principles to biological systems. 	
Contents:		No of Hours
Unit 1	Classification based on Cellular Structure: Biomolecules and biopolymers: Structure and Function Organic and inorganic molecules; Unique Properties of water, Vitamins and Minerals, Carbohydrates, Lipids, Amino Acids and proteins, Nucleic Acids (DNA and RNA) Cell as a basic unit of life, prokaryotic and eukaryotic cells, microbes, plant and animal cells; Cell organelles – structure and function; Cell membrane Levels of organization: cells, tissues, organs, systems & organism.	10
Unit 2	Energy transformations in Chloroplast: Photosynthesis (photochemical & biochemical phase) and ATP generation, Aerobic and anaerobic systems Energy transformations in Mitochondria: Cellular respiration (glycolysis and Krebs cycle) and ATP generation. Bioenergetics: Thermodynamic principles applied to biology, negative entropy changes in biological systems, Free Energy, Chemical Equilibrium. Expression and Transmission of Genetic Information: DNA replication, Enzyme driven process of DNA cloning, Protein synthesis- Transcription & translation Techniques for optimization: a. At molecular level: Recombinant DNA Technology, DNA hybridization, PCR, DNA microarray.	12
Unit 3	Transport Phenomena in Biological Systems: Membrane channels and ion channels; Fluid flow and mass transfer (nutrients & ions); In plants: Xylem and Phloem; In animals: Blood and Lymph Transport of gases: Oxygen and Carbon dioxide Heat Transport - Body temperature regulation. Communication: Cell junctions, Cell-cell communications – cell signaling, Hormones, Pheromones and cell behavior. Defence mechanisms: In plants: Herbivory, secondary metabolites In animals: Innate and Adaptive immune systems	11

	<p>Engineering perspectives of biological sciences: Biology and engineering crosstalk – At cell level: Hybridoma technology At tissue level: Plant Tissue Culture, Animal Tissue Culture;</p> <p>Tissue Engineering: Principles, methods and applications</p> <p>Introduction to Biomimetics and Biomimicry, nanobiotechnology</p>	
Unit 4	<p>Human Organ Systems and Bio Designs: Brain as a CPU system (architecture, CNS and Peripheral Nervous System, signal transmission, EEG, Robotic arms for prosthetics. Engineering solutions for Parkinson’s disease). Eye as a Camera system (architecture of rod and cone cells, optical corrections, cataract, lens materials, bionic eye). Heart as a pump system (architecture, electrical signaling - ECG monitoring and heart related issues, reasons for blockages of blood vessels, design of stents, pace makers, defibrillators).</p>	12
Pedagogy:	Inquiry based learning, Integrative approach to multidimensional understanding, Reflective thinking leading to right understanding	
References /Readings:	<p>Text Books:</p> <ol style="list-style-type: none"> 1. Lodish H, Berk A, Zipursky SL, et al. (2000) Molecular Cell Biology. W. H. Freeman. 2. Lehninger, A. L., Nelson, D. L., & Cox, M. M. (2000). Lehninger principles of biochemistry. New York: Worth Publishers. 3. Stent, G. S.; and Calender, R.W.H. “Molecular Genetics (Second edition)”, Freeman and company, CBS Publisher, ISBN 978-0716710288 4. Human Physiology, Stuart Fox, Krista Rompolski, McGraw-Hill eBook. 16th Edition, 2022 <p>Reference Books</p> <ol style="list-style-type: none"> 1. Nelson, D. L., Cox M.W.H, “Principles of Biochemistry”, (V Edition), Freeman and Company CBS Publication, ISBN 978-1319228002 2. Biomimetics: Nature-Based Innovation, Yoseph Bar-Cohen, 1st edition, 2012, CRC Press. 	
Course Outcomes:	<p>After going through this course, the students will be able to:</p> <ol style="list-style-type: none"> 1. Explain enzymes and distinguish between different mechanisms of enzyme action. 2. Explain DNA as a genetic material in the molecular basis of information transfer. 3. Classify biological processes at the reductionistic level 4. Apply thermodynamic principles to biological systems. 	


[\(Back to Index\)](#)

Name of the Programme : B.E. Computer Engineering
Course Code : SHM-112
Title of the Course : Biology for Engineers Lab
Number of Credits : 1
Effective from AY : 2024-25

Pre-requisites for the Course:	Nil	
Course Objectives:	This course will enable the students to: <ol style="list-style-type: none"> 1. Remember the structure of unicellular and multicellular cells. 2. Learn the Chromosome map and Mendel's law. 3. learn the Lipids and Carbohydrates and DNA from Cauliflower. 4. Carry out experiments to determine activity of enzymes and photosynthesis. 	
Contents:	List of Experiments	No. of hours
	<ol style="list-style-type: none"> 1. Study of Prokaryotic cells using Gram's staining technique 2. Study of Eukaryotic Cell using suitable staining technique- (Buccal epithelial Cells/yeast cells) 3. Study of ultrastructure of prokaryotes or eukaryotes 4. Demonstrate segregation and independent assortment using simple genetic traits like flower color in pea plants or coat color in mice using Punnett squares. 5. Determine the genotype and phenotype ratios of the offspring and discuss the concepts of dominance and recessiveness. 6. Study of activity of salivary amylase under optimum conditions (Conversion of starch to glucose). 7. Qualitative tests to identify proteins and lipids in the given solution 8. Numerical problems on calculations of Standard Free Energy Change and Equilibrium constant 9. Numerical problems on calculations of Standard Free Energy Change and Equilibrium constant 10. Staining of photosynthetic bacteria from pond water 11. Determination of total chlorophyll in shade and sun plants. 	30
Pedagogy:	Inquiry based learning, Constructive planning of experiments, Collaborative approach in performing experiments	
Instructions:	Minimum 8 experiments to be performed.	
References:	Text Books: <ol style="list-style-type: none"> 1. Uma Devi Koduru, "General Biology", Khanna Book Publishing Company, ISBN 9789-3915-05028, January 2022 2. Stent, G. S.; and Calender, R.W.H. "Molecular Genetics (Second edition)", Freeman and company, CBS Publisher, ISBN: 978-0716710288 Reference Books <ol style="list-style-type: none"> 1. Nelson, D. L., Cox M.W.H, "Principles of Biochemistry", (V Edition), Freeman and Company CBS Publication, ISBN: 978-1319228002 	
Course Outcomes:	After going through this course, the students will be able to: <ol style="list-style-type: none"> 1. Explain the structure of unicellular and multicellular cells 	

- | | |
|--|---|
| | <ol style="list-style-type: none">2. Analyze the problems related to genetic transfers.3. Apply the techniques involved in biochemical methods for analysis of biomolecules4. Apply the laws of thermodynamics techniques to understand the physiology of living organisms. |
|--|---|

[\(Back to Index\)](#)




Multidisciplinary Courses

Name of the Programme : B.E. Computer Engineering
 Course Code : SHM-131
 Title of the Course : Engineering Mathematics - I
 Number of Credits : 3 (2L+1T)
 Effective from AY : 2024-25

Pre-requisites for the Course:	Nil	
Course Objectives:	This course will enable the students to: <ol style="list-style-type: none"> 1. Gain knowledge of series and their convergence. 2. Understand the significance of Taylor's series expansion, familiarity with functions of several variables and their analytic properties. 3. Understand matrix operations and concepts such as rank, inverse, determinant and linear independence. 4. Equip them with skills to deal with linear systems and eigenvalue problems. 	
Contents:		No of Hours
Unit 1	Infinite Series, Alternating Series and Power Series. Convergence of sequence and series-tests for convergence: Integral Test, Comparison test, D'Alembert's Ratio test, Cauchy root test, Leibnitz test for alternate series. Power series: Radius of convergence and Interval of convergence.	7
Unit 2	Differential Calculus Higher order derivatives, Leibnitz theorem, and Taylor's series expansion in one variable. Partial derivatives, maxima, minima, and saddle points; method of Lagrange multipliers. Gradient, directional derivative, linear approximation.	8
Unit 3	Matrix Operations, Special Matrices, Determinant, Rank and Independence Types of matrices, Determinant, Adjoint of a Matrix, Inverse of matrix, Elementary transformations, Elementary matrices, Rank of matrix, Row Reduced Form, Row Reduced Echelon Form, Rank using elementary transformation, Reduction to normal form. Linear independence, and dependence of vectors	8
Unit 4	Linear Systems, Eigenvalues and Eigenvectors, Cayley-Hamilton Theorem and Diagonalization. Systems of the form $AX = 0$, and $AX = B$, and their solutions. Eigen values, Eigen vectors with properties, Cayley-Hamilton theorem with its applications, minimal polynomial, diagonalization.	7
Pedagogy:	Inquiry based learning, Constructive, Integrative and Reflective learning.	
Instructions:	One or more assignments to be carried out on topics covered in each unit above- Total time allotted 15 hours.	
References /Readings:	Text Books 1. Grewal, B. S., "Higher Engineering Mathematics", Khanna Publishers,	

	<p>India 2014</p> <p>Reference Books</p> <ol style="list-style-type: none"> 1. Kreyszig, Erwin, "Advanced Engineering Mathematics", United Kingdom, Wiley, 2020.
<p>Course Outcomes:</p>	<p>After going through this course, the students will be able to:</p> <ol style="list-style-type: none"> 1. Test the convergence of an infinite series and determine the interval of convergence of a power series. 2. Express a function of one variable in the form of a power series, compute directional derivative, and understand partial differentiation and its applications. 3. Carry out matrix operations including computing rank, inverse, and determinant, and also demonstrate an understanding of linear independence. 4. Solve systems of linear equations, compute Eigenvalues and Eigenvectors, and diagonalize matrices.

[\(Back to Index\)](#)



Ability Enhancement Courses

Name of the Programme : B.E. Computer Engineering
Course code : AEC-151
Title of the course : Creative Thinking & Innovation
Number of credits : 2
Effective from AY : 2024-25

Pre-requisites for the Course	Nil	
Course Objectives:	This course will enable students to: <ol style="list-style-type: none"> 1. Explain the steps involved in the creative thinking process 2. Apply the various techniques for stimulating creativity and innovation thinking 3. Analyze the techniques to design and develop new products 4. Synthesize the creative design with analysis to develop new products 	
Contents:		No of Hours
Unit 1	Introduction: Creative thinking, blocks to creativity, factors that influence creative design, engineering design and creative design, influence of society, technology and business on creativity, force field analysis, market pull & technology push, attribute of a creative person, thinking in groups Emotional design: Emotional Design – Three levels of Design – Visceral, Behavioral and Reflective design; designs with personality – machines that senses emotions and induce emotions- Robots, personality products, products for games, fun, people and places; Simulation – dimensional or mathematical, virtual simulation, physical simulation, scale down models	8
Unit 2	Generation Of Ideas: Need or identification of a problem, market survey, data collection, review & analysis, problem definition, Kipling method, challenge statement, problem statement initial specifications, Brain storming, analogy technique or synectics, check list, trigger words, morphological method, interaction matrix method, analysis of interconnected decision making, record-discuss-clarify-verify	8
Unit 3	Theory Of Inventive Problem Solving (Triz): Common features of good solutions – resolve contradiction, use available resource, increase the ideality, trade-off, inherent contradiction, 30 key TRIZ principles – multifunction, preliminary action, compensation, nested doll, blessing in disguise, segmentation, separation, regional influences, symmetry change, opaque & porous, inflate and deflate, color, recycle & recover, phase transformation, energy, imaging, environment, composition, economical, surface response, equipotential, static & dynamic, continuous & intermittent, servo systems, smart systems, dimensions	8
Unit 4	Product Design & Intellectual Property Rights (IPR) Recording of ideas, evaluation of ideas, detail design, prototyping, patent act, patent laws, drafting patent applications, product	6

	deployment, useful life assessment and recycling and sustainability
Pedagogy:	Inquiry based learning, Integrative approach to multidimensional understanding, Reflective thinking leading to right understanding
References/ Readings:	<p>Text Books</p> <ol style="list-style-type: none"> 1. Amaresh Chakrabarti, "Creative Engineering Design Synthesis", Springer, 2002 2. Floyd Hurt, Rousing Creativity: Think New Now, Crisp Publ Inc. 1999, ISBN 1560525479 <p>Reference Books</p> <ol style="list-style-type: none"> 1. Norman Donald A., "Emotional Design", Perseus Books Group New York, 2004, ISBN 123-1-118-027-6 2. Rantanen Kalevi & Domb Ellen, 'Simplified TRIZ' – II edn., Auerbach Publications, Taylor & Francis Group, 2010, ISBN: 978-142-0062-748 3. Adair John, 'The Art of Creative Thinking', Kogan Page Publication, 2011, ISBN 978-0-7494-5483-8
Course Outcomes:	<p>After going through this course, the students will be able to:</p> <ol style="list-style-type: none"> 1. Explain the steps involved in the creative thinking process 2. Apply the various techniques for stimulating creativity and innovation thinking 3. Analyze the techniques to design and develop new products. 4. Synthesize the creative design with analysis to develop new products


[\(Back to Index\)](#)

Name of the Programme : B.E. Computer Engineering
Course Code : AEC-152
Title of the Course : Creative Thinking and Innovation Lab
Number of Credits : 1
Effective from AY : 2024-25

Pre-requisites for the Course:	NIL	
Course Objectives	The course will enable the student to: <ol style="list-style-type: none"> 1. Identify the problem or limitations of existing devices, processes and systems. 2. Explain the need for improved/ development of new devices, process or system 3. Analyze creative and innovative techniques / solutions 4. Develop designs, drawings, models of devices, processes and systems 	
		No. of Hours
Contents	<ul style="list-style-type: none"> • Groups of three or four students will be made, • Each group shall choose any one of the following topics, in consultation with the faculty • Identify a problem statement and come up with creative ideas and innovative solutions. (a) Renewable Energy; (b) Agriculture, Aqua Culture, Food Processing; (c) Waste Processing; (d) Technologies for Healthcare; (e) Technologies for law enforcement; (f) Application of Robots (g) Technologies for Mobility	30
Pedagogy	<ul style="list-style-type: none"> • Inquiry based learning • Constructive planning of experiments • Collaborative approach in performing experiments 	
References / Readings	Text Books: <ol style="list-style-type: none"> 1. Amaresh Chakrabarti, 'Creative Engineering Design Synthesis', Springer, 2002 2. Floyd Hurt, Rousing Creativity: Think New Now, Crisp Publ Inc. 1999, ISBN 1560525479 Reference Books: <ol style="list-style-type: none"> 1. Donald A. Norman, "Emotional Design", Perseus Books Group New York, 2004, ISBN 123-1-118-027-6. 2. Kalevi Rantanen & Ellen Domb, 'Simplified TRIZ' – II edn., Auerbach Publications, Taylor & Francis Group, 2010, ISBN: 978-142-0062-748 3. John Adair, 'The Art of Creative Thinking', Kogan Page Publication, 2011, ISBN 978-0-7494-5483-8 	
Course Outcome	After going through this course the student will be able to: <ol style="list-style-type: none"> 1. Identify the problem or limitations of existing devices, processes and systems. 2. Explain the need for improved/ development of new devices, process 	

	or system 3. Analyze creative and innovative techniques / solutions 4. Develop designs, drawings, models of devices, processes and systems
--	--

[\(Back to Index\)](#)




Value Added Courses

Name of the Programme : B.E. Computer Engineering
 Course code : VAC-156
 Title of the course : Indian Knowledge System
 Number of credits : 2
 Effective from AY : 2024-25

Prerequisites for the Course:	Nil	
Course Objectives:	The students shall be able to: 1. Remember the contributions made by ancient Indian civilization 2. Understand the importance of Indian Knowledge System 3. Explain the relevance of Indian Knowledge System in Today's context 4. Apply the Indian Knowledge System in Daily Practices.	
Contents:		No. of Hours
Unit 1	Historical Perspective of Indian Civilization :3000 BCE to 2000 CE, Education System in Ancient India - Universities-Takshashila, Nalanda, Vikramashila; Knowledge of Materials and Processes; Mathematics; Astronomy; Indian Calendar, Public Administration and Governance; Economics and Trade; Relevance in today's context.	07
Unit 2	Town Planning; Architecture & Sculpture; Vastu Shastra; Jyothishya, Vedas-Rig, Yajur, Sama, Athrva; Brahmana, Aranyaka, Upanishad, Vedangas, Vedanta, Jainism, Buddhism; Universal Human Values-Dharma, Artha, Kama, Moksha; Character: Sattva, Rajas, Tamas; Relevance in today's context in terms of content and values	08
Unit 3	Ayurveda -mind-body relation, five koshas, vatta-pitta-kapha, dravya-guna-karma, Medicinal values of fruits, vegetables, spices; disease prevention and cure; Health & Wellness – Ashtanga Yoga – Yama, Niyama, Asana, Pranayama, Pratyahara, Dharana, Dhyana, Samadhi; Relevance in today's context in terms of content and value.	07
Unit 4	Linguistics; Music and Musical Instruments – Dhvani Siddhanta; Traditional Dance Forms – Bharata Natyashastra, Navarasa; Mudras; Dress Materials /Textiles, weaving, dyeing of cotton and silk fabric. Relevance in today's context in terms of content and values.	08
Pedagogy:	Inquiry based learning, Integrative approach to multidimensional understanding Reflective thinking leading to right understanding.	
References/ Readings:	Text Books: 1. Iyengar B. K. S., "Light On Yoga", Aquarian-Thorsons Publication, 1991, ISBN:978-18-55381-16-67. 2. Mahadevan B., Bhat, V., Pavana, N., "Introduction to Indian Knowledge Systems", PHI-EEE, 2022, ISBN:978-93-91818-20-3. Reference Books: 1. Chidatmananda Swami, 'Ancient Indian Society', Chinmaya Mission.	

	<ol style="list-style-type: none"> 2. Gaur R. R., Asthana R., Bagaria G. P. "A Foundation Course in Human Values and Professional Ethics", 2nd Revised Edition, Excel Books, New Delhi, 2019. ISBN 978-93-87034-47-1. 3. Prajnanananda Swami, "History of Indian Music", Advaita Ashram, Kolkata.
Course Outcomes:	<p>After going through this course, the student will be able to:</p> <ol style="list-style-type: none"> 1. Remember the contributions made by Ancient Indians to Global Knowledge. 2. Understand the importance of the Indian Knowledge System in the Global Context. 3. Explain the relevance of Indian Knowledge System to Today's Context 4. Apply the Knowledge into Daily Practices.

[\(Back to Index\)](#)



Name of the Programme : B.E. Computer Engineering
Course Code : VAC-157
Title of the Course : Indian Knowledge System Lab
Number of Credits : 1
Effective from AY : 2024-25

Pre-requisites for the Course:	Nil	
Course Objectives:	The students shall be able to: <ol style="list-style-type: none"> 1. Study the various features of Indian Knowledge System. 2. Learn specific characteristics of Indian Knowledge System. 3. Observe and examine various knowledge aspects in practice in Today's world. 4. Examine the application of IKS to certain practices in Today's world. 	
Contents:		No. of Hours
	Four Member Student groups shall be formed and they shall be given two topics to conduct a detailed study on the contributions of Indian, give periodic presentation, submit a final report <ol style="list-style-type: none"> 1. Astronomy and Calendar 2. Mathematics 3. Architecture & Town Planning 4. Public Administration and Governance 5. Painting, 6. Dance 7. Music and musical instruments 8. Vedas & Other Texts 9. Ayurveda 10. Yoga 	30
Pedagogy:	Inquiry based learning, Constructive planning of experiments Collaborative approach in performing experiments	
References/ Readings:	Text Books: <ol style="list-style-type: none"> 1. BKS Iyengar, 'Light On Yoga', Aquarian-Thorsons Publication, 1991, ISBN:978-18-55381-16-67. 2. Mahadevan, B., Bhat, V., Pavana, N., "Introduction to Indian Knowledge Systems", PHI-EEE2022, ISBN:978-93-91818-20-3. Reference Books: <ol style="list-style-type: none"> 1. Gaur, R. R., Asthana, R., Bagaria, G. P., "A Foundation Course in Human Values and Professional Ethics", 2nd Revised Edition, Excel Books, New Delhi, 2019. ISBN 978-93-87034-47-1. 2. Swami Chidatmananda, "Ancient Indian Society", Chinmaya Mission. 3. Swami Prajnanananda, "History of Indian Music", Advaita Ashram, Kolkata. 	
Course Outcomes:	After going through this course, the student will be able to: <ol style="list-style-type: none"> 1. Understand the various features of Indian Knowledge System. 2. Explain specific characteristics of Indian Knowledge System. 3. Examine certain aspects in practice in today's world. 4. Investigate application of IKS to certain practices in Today's world. 	

Skill Enhancement Courses



Name of the Programme : B.E. Computer Engineering
Course code : SEC-144
Title of the course : Electronics and Mechanical Workshop
Number of credits : 3
Effective from AY : 2024-25

Pre-requisites for the Course:	Nil	
Course Objectives:	The students shall be able to: <ol style="list-style-type: none"> 1. Understand the transformation of raw material to finished product and an understanding of the printed circuit board manufacturing procedure. 2. Identify the tools, machines and effort required to complete the job and an ability to perform basic tasks involved in the in-house manufacturing of a printed circuit board. 3. Demonstrate the skills required for Turning/Machining and Sheet Metal Work job and the skill to manufacture printed circuit board in-house, for a given circuit design. 4. Execute the skills in Turning/Machining and Sheet Metal Work to process the specified jobs using safe practices and the capability to design and manufacture printed circuit boards in-house, for complex applications. 	
Contents		No of Hours
PART A	Turning and Machining: Demonstration of lathes, drilling machines, Execute the skills in Turning/Machining and Sheet Metal Work to process the specified jobs using safe practices grinding machines, milling machines and shaper tools & equipment Practical Experiments: at least one job on lathe covering operations such as facing, centre drilling, plain turning, step turning, taper turning and chamfering	24
PART B	Sheet Metal Work <ol style="list-style-type: none"> a. Demonstration of various tools used in Sheet Metal Work b. Prepare the layout/ development of the surfaces for producing the specified job viz. prismatic box or a conical job c. Prepare a paper model of the specified prismatic box or a conical job Produce the specified prismatic box or a conical job using sheet metal	21
PART C	Students should be divided into groups of 3 to 5. First 3 experiments must be performed for at least two of, but not limited to, the following circuits: <ul style="list-style-type: none"> o Half Wave Rectifier o Center-tapped Full Wave Rectifier o Regulated Power Supply for Fixed Voltage o Audio Amplifier 	

	<p>Any Electronic Design Automation Software (EDA) or CAD Tool may be used e.g. Kicad</p> <p>Mini-project must be a design statement chosen by students and approved by faculty in-charge. The following is a representative list of mini-project titles, any among which may be chosen:</p> <ul style="list-style-type: none"> o Motion Sensor based room lighting using IR Proximity Sensor o Fire Detector Alarm o Simple Water Level Indicator with Buzzer o Automatic Infrared Water Tap o Automatic Street Light <p>At least first 8 of the given list of experiments must be performed.</p>	
Experiment 1	Generation of the schematic layout of the circuit	2
Experiment 2	Footprint selection of symbols using datasheets and PCB design considerations.	2
Experiment 3	Generation of PCB Layout of the circuit	8
Experiment 4	Performing circuit simulation to verify the electrical functionality.	3
Experiment 5	Creation of a custom symbol and corresponding custom footprint	3
Experiment 6	Etching/ milling, drilling and edge-cutting of a copper-clad board	7
Experiment 7	Soldering through-hole and/ or surface-mount components.	3
Experiment 8	Testing and recording the results of each implemented circuit for its intended performance.	2
Experiment 9	Mini Project	15
Pedagogy:	Constructive, collaborative and Inquiry based learning	
Reference/ Readings:	<p>Reference Books</p> <ol style="list-style-type: none"> 1. Narvekar Shekhar R, "Automobile Garage Equipment & Vehicle Testing" First Ed., 2018, Rajhans Publishers. 2. Khanna R. S., "Basic Workshop Practice", S. Chand & Co. ISBN: 9788121939171 3. Veerana D. K. "Workshop / Manufacturing Practices (with Lab Manual) (English)", Khanna Publishing ISBN: 978-93-91505-332 4. John K C, "Mechanical Workshop Practice", PHI Learning, ISBN : 978-81-20341661 5. Kicad documentation (https://docs.kicad.org/) 6. Khandpur, Singh Raghbir , "Printed Circuit Boards: Design, Fabrication, Assembly and Testing", India, McGraw-Hill, 2006. 	
Course Outcomes:	<p>After going through this course the student will be able to:</p> <ol style="list-style-type: none"> 1. Understand the transformation of raw material to finished product and describe each step involved in the manufacturing of a printed circuit board. 2. Identify the tools, machines and effort required to complete the job and confidently perform each task involved in the in-house manufacturing of a printed circuit board, under supervision/ with guidance. 3. Explain the relevance of Indian Knowledge System to Today's Con 	

	<p>Demonstrate the skills required for Turning/Machining and Sheet Metal Work jobs and construct robust circuit in-house, faster, to implement a given circuit design statement of intermediate difficulty.</p> <p>4. Execute the skills in Turning/Machining and Sheet Metal Work to process the specified jobs using safe practices and Design and manufacture printed circuit boards in-house, for complex applications.</p>
--	---

[\(Back to Index\)](#)



SEMESTER II**Major Courses**

Name of the Programme : B.E. Computer Engineering
Course Code : ITH-100
Title of the Course : Fundamentals of Computing using Python
Number of Credits : 3
Effective from AY : 2024-25

Pre-requisites for the Course:	Nil	
Course Objectives:	<p>This course will enable students to:</p> <ol style="list-style-type: none"> 1. Understand various concepts of Python programming and object-oriented programming. 2. Illustrate competency in Python programming effectively utilizing basic programming constructs. 3. Apply expertise in Python programming knowledge by utilizing various data structures in various contexts. 4. Develop python program for real world applications using files, exception handling and object-oriented programming concepts. 	
Contents:		No of Hours
Unit 1	<p>Introduction: Features of Python, execution of Python program, Python virtual machines, comparison between C and Python.</p> <p>Data Types: Comments, docstrings, built-in data types, strings, sets, literals, user defined data types, constants, identifiers, reserved words, naming conventions in Python.</p> <p>Operators: Arithmetic, assignment, unary, relational, logical, Boolean, bitwise, membership, identity operators, operator precedence and associativity.</p> <p>Input and output: Output and input statements, command line arguments.</p> <p>Control Statements: If, if-else, if-elif else, while, for, nested loops, break, continue, pass, assert and return statements.</p>	10
Unit 2	<p>Array in Python: Advantages of arrays, creating, importing, indexing and slicing, processing of array, types of array, working with single and multi-dimensional arrays using numpy, creating array using array(), arrange(), zeros(),and ones() functions ,mathematical operations on array ,slicing and indexing in single and multidimensional arrays using numpyArrays, attributes of arrays (ndim, shape, size).</p> <p>Strings and Characters: Creating, length, indexing, slicing, repeating, concatenation, comparing of strings, checking membership, removing spaces, finding substring, counting substring, changing case, formatting the string.</p>	12
Unit 3	<p>Functions: Difference between function and method, defining, calling returning result, returning multiple values from functions, formal and actual parameters, positional, keyword and default</p>	13

	<p>arguments, variable length arguments, local and global variables, passing a group of elements to a function, recursive functions, modules, packages and libraries, special variables.</p> <p>List and Tuples: Creating lists using range () function, updating concatenating, repetition of lists, methods to process list, finding biggest and smallest element in a list, sorting the list elements, tuples, creating, accessing tuples, basic operations on tuples, nested tuples, inserting, modifying and deleting elements of tuples.</p> <p>Dictionaries: Operations, methods, using for loop with dictionaries.</p> <p>Exceptions: Errors in Python programs, exceptions, exception handling, types of exceptions and user defined exceptions.</p>	
Unit 4	<p>Introduction to OOPs: Features of object-oriented programming systems: classes and objects, encapsulation, abstraction, inheritance and polymorphism.</p> <p>Classes and Objects: Creating a class, self-variable, constructor, types of variables, types of methods (instance, class, static)</p> <p>Files in Python: Types of files, opening and closing a file, working with text and binary files.</p>	10
Pedagogy:	Inquiry Based Learning, Reflective, Integrative Learning.	
References/ Readings:	<p>Text Books</p> <ol style="list-style-type: none"> 1. Dr. R. Nageswara Rao; Core Python Programming, Dreamtech press, Third edition, 2018. 2. Taneja Sheetal & Kumar Naveen, Python Programming a modular approach, Pearson Education, First edition ,2017 <p>Reference Books</p> <ol style="list-style-type: none"> 1. Kenneth. A. Lambert, Cengage, Fundamentals of Python First Programs, Course Technology Ptr, Second edition, 2019. 2. Vamsi Kurama, Python Programming: A Modern Approach, Pearson India, 2017. 3. Y. Daniel Liang, Introduction to Programming Using Python, Pearson Education, First edition, 2017. 4. Martin C. Brown, Python: The Complete reference, McGraw Hill Education ,4th Edition,2018 	
Course Outcomes:	<p>After going through this course, the students will be able to:</p> <ol style="list-style-type: none"> 1. Describe various concepts of Python programming and object-oriented programming. 2. Demonstrate the knowledge of Python programming using various data types, operators, and control statements. 3. Apply Python programming knowledge using arrays, strings, functions, lists and tuples. 4. Create python program for real world applications using files, exception handling and object-oriented programming concepts. 	


[\(Back to Index\)](#)

Name of the Programme : B.E. Computer Engineering
Course Code : ITH-101
Title of the Course : Fundamentals of Computing using Python Lab
Number of Credits : 1
Effective From AY : 2024-25

Pre-requisites for the Course:	Nil	
Course Objectives:	The course will enable students to: <ol style="list-style-type: none"> 1. Understand fundamental concepts of Python programming. 2. Illustrate the knowledge of syntax and semantics of Python programming language. 3. Implement Python programs using various object-oriented concepts, inbuilt functions and exception handling. 4. Analyse the syntax and semantics of Python language. 	
Content:	List of Programs/Experiments	No of Hours
	<ol style="list-style-type: none"> 1. Python program to demonstrate basics, data types and base conversion. 2. Python program to demonstrate usage of operators, control statements and loops. 3. Python program to demonstrate slicing, indexing and repetition operations and inbuilt functions. 4. Python program to demonstrate creation and manipulation of one dimensional numpy array. 5. Python program to demonstrate creation and manipulation of two dimensional numpy array. 6. Python program to demonstrate functions and modules. 7. Python program to demonstrate basic operations on data structure list. 8. Python program to demonstrate basic operations on data structure tuples. 9. Python program to demonstrate basic operation on data structure dictionaries. 10. Python program to demonstrate exception handling mechanism 11. Python program to demonstrate file handling mechanism. 12. Python program to demonstrate creation of class and instantiation of objects. 	30
Pedagogy:	Inquiry based Learning, Constructive and Collaborative Learning.	
Instructions:	Minimum 10 Experiments to be performed.	
References/ Readings:	Text Book <ol style="list-style-type: none"> 1. Dr. R. Nageswara Rao; Core Python Programming, Dreamtech press, Third edition, 2018. 2. Taneja Sheetal & Kumar Naveen, Python Programming a modular approach, Pearson Education, First edition ,2017 Reference Books	

	<ol style="list-style-type: none"> 1. Kenneth. A. Lambert, Cengage, Fundamentals of Python First Programs, Course Technology Ptr., Second edition, 2019. 2. Vamsi Kurama, Python Programming: A Modern Approach, Pearson India, 2017. 3. Y. Daniel Liang, Introduction to Programming Using Python, Pearson Education, First edition, 2017. 4. Martin C. Brown, Python: The Complete reference, McGraw Hill Education ,4th Edition,2018
<p>Course Outcomes:</p>	<p>After going through this course, the student will be able to:</p> <ol style="list-style-type: none"> 1. Demonstrate the knowledge of basic Python programming concepts, inbuilt functions, data structures, error and file handling mechanisms. 2. Illustrate Python language concepts using a program development environment. 3. Develop Python programs to solve real life problems using object-oriented concepts. 4. Analyse and tailor a given Python program to meet specific requirements through assessment and modification.

[\(Back to Index\)](#)



Minor Courses

Name of the Programme : B.E. Computer Engineering
 Course Code : MCV-111
 Title of the Course : Basics of Mechanical and Civil Engineering
 Number of Credits : 3
 Effective from AY : 2024-25

Pre-requisites for the Course:	Nil	
Course Objectives:	The course will enable the students to 1. Learn the principles of thermodynamics, heat engine, refrigeration, structures and their foundations and concepts of green buildings and net zero energy buildings. 2. Analyze the working of heat engines, simple refrigeration systems, building structures and foundations. 3. Evaluate the heat – work, COP of refrigeration systems, requirements of green building and net zero energy buildings.	
Content:		No. of Hours
Unit 1	Basic concepts of thermodynamics: System, surroundings, property, process, heat and work (concepts only); First law, Non-Flow Energy equation (no proof) with the concept of internal energy and enthalpy; Reversible process constant volume, constant pressure, isothermal and adiabatic only (restricted to basic calculations of heat and work transfer); First law applied to boiler, turbine, condenser and pump; Second law and degradation of energy, absolute temperature scale (concepts only)	12
Unit 2	Heat Engines and Refrigeration: Internal Combustion (I.C) Engines: Basics, definition, taxonomy – Spark Ignition & Compression Ignition with two stroke and four stroke operating principles with basic parts, Systems: fuel, ignition, lubrication and cooling (elementary description with schematic sketches only), basic calculations of brake power and specific fuel consumption, introduction to Multi- Point Fuel Injection (MPFI) and Common Rail Direct Injection System (CRDI) Refrigeration: Basics refrigerants, working principle of Vapour Compression cycle using schematic diagram, domestic refrigerator, Definition of tonne of refrigeration, Coefficient of performance (preliminary treatment without numerical)	11
Unit 3	Building Materials: Materials and uses: Stones, bricks, mortars, sand, Construction Chemicals; Structural Steel, High Tensile Steel, Cement and different types and properties. Building Construction: Plain cement concrete, Reinforced & Prestressed Concrete constructions, Components of building, load bearing and framed structures. Brick masonry and Stone masonry works- types of masonry constructions. Types of foundations – shallow and deep, selection of types of foundation and bearing capacity of soil/rock.	11

<p>Unit 4</p>	<p>Types of Civil Engineering Structures: Buildings, Bridges, Tunnels, Roads and highways, Railways, Port & Harbour, Airport, Dams, Water supply systems, Water tanks. Typical uses and importance of each structure.</p> <p>Introduction to irrigation and water power engineering, Concepts of green building and net zero energy buildings – definition and basic requirements.</p>	<p>11</p>
<p>Pedagogy:</p>	<p>Inquiry based learning, Integrative, Reflective Learning, Constructive learning and Collaborative learning</p>	
<p>References/ Readings:</p>	<p>Text Books:</p> <ol style="list-style-type: none"> Gopi, S., “Basic Civil Engineering”, Pearson, 1st Edition, ISBN-13:978-8131729885. ISBN: 978-81-7409-256-4. Jain, A. K., “The Idea of Green Building”, Khanna Publishers, New Delhi, Nag, P. K., “Engineering Thermodynamics”, McGraw Hill Education, 2017, 978-93-52606-42-9. Punmia, B. C., Jain, A. K., Jain, A. K., “Basic Civil Engineering”, Laxmi Publications (P) Ltd., New Delhi, Jan 2004. <p>Reference Books:</p> <ol style="list-style-type: none"> Bhavikatti, S. S., “Elements of Civil Engineering”, New Age International Private Limited, 2010. Birdie, G. S., Ahuja, T. D., “Building Construction and Construction Material”, Dhanpat Rai Publishing Company, 2012. Iyer, G. H., “Green Building Fundamentals”, Notion Press, Chennai, ISBN-13 :979-8886416091. 	
<p>Course Outcomes:</p>	<p>After taking this course, student will be able to:</p> <ol style="list-style-type: none"> Understand the Laws of thermodynamics, principles of Heat Engines and Refrigeration and basics of building materials and construction of structures. Comprehend the Laws of thermodynamics, principles of Heat Engines and Refrigeration and concepts of green building and net zero energy buildings. Analyze the Laws of thermodynamics, principles of Heat Engines and Refrigeration, and requirements of construction procedure of structures and their foundations. Evaluate the heat and work for different thermodynamic processes, and basic parameters in Heat Engines and Refrigeration and requirements for green building and net zero energy buildings. 	

[\(Back to Index\)](#)

Name of the Programme : B.E. Computer Engineering
Course Code : MCV-112
Title of the Course : Basics of Mechanical and Civil Engineering Lab
Number of Credits : 1
Effective From AY : 2024-25

Pre-requisites for the Course:	Nil	
Course Objectives:	The course will enable the students to 1. Study the principles of thermodynamics, heat engine, refrigeration and analyze the working of heat engines, simple refrigeration systems. 2. Evaluate the heat – work, COP of refrigeration systems. 3. Evaluate the physical and strength properties of civil engineering materials	
Content:		No of Hours
	List of Practical: 1. To investigate the First Law of Thermodynamics using IC engines 2. To investigate the second Law of Thermodynamics using IC Engines 3. To investigate the second Law of Thermodynamics using refrigeration/AC systems 4. To verify the zeroth law of thermodynamics 5. To determine COP of a domestic refrigerator 6. To determine COP of a window air conditioner 7. To determine the compression strength of building materials 8. To determine the tensile strength of steel 9. To verify physical properties viz. size, density, weight, water absorption, etc. 10. Traversing of simple building using Tape/Chain/Theodolite 11. Sieve analysis of sand cement and aggregates. 12. To determine hardness of building materials using BHN	30
Pedagogy	Inquiry based learning, Integrative, Reflective Learning, Constructive learning and Collaborative learning.	
Instructions	Minimum 8 experiments to be performed	
References/ Readings:	Text Books 1. B. C. Punmia, A. K Jain, and A. K Jain, “Basic Civil Engineering”, Laxmi Publications (P) Ltd., New Delhi, Jan 2004. 2. Gopi S., “Basic Civil Engineering”, Pearson, 1st Edition, ISBN-13:978-8131729885 3. Nag P. K., “Engineering Thermodynamics”, McGraw Hill Education, 2017, 978-93-52606-42-9 Reference Books 1. Birdie G. S. and Ahuja T. D., “Building Construction and Construction Material”, Publisher, Dhanpat Rai Publishing Company, 2012. 2. S S Bhavikatti, “Elements of Civil Engineering”, New Age International	

	Private Limited, 2010.
Course Outcomes:	<p>After taking this course, student will be able to:</p> <ol style="list-style-type: none"> 1. Understand the Laws of thermodynamics, principles of Heat Engines and Refrigeration 2. Understand the physical properties of the building materials 3. Analyze the Laws of thermodynamics, principles of Heat Engines and Refrigeration 4. Evaluate the heat and work for different thermodynamic processes, and basic parameters in Heat Engines and Refrigeration and hardness properties of materials

[\(Back to Index\)](#)

Name of the Programme : B.E. Computer Engineering
Course code : SHM-113
Title of the course : Engineering Chemistry
Number of Credits : 3
Effective from AY : 2024-25

Pre-requisites of the course:	Nil	
Course Objectives:	The students shall be able to: 1. Deal with industrial technologies and applications related to chemistry. 2. Meet the basic needs of an individual, the society and the environment	
Contents:		No of Hours
Unit 1	<p>Electrochemical Energy Systems: Single electrode potential: concept, sign convention, Determination of standard electrode potential, Nernst equation and related numerical. Electrochemical cells: Galvanic and Concentration cells- Construction, Representation, Determination of EMF, Role of Electrochemical series and numerical. Electrodes: Reference Electrodes –Calomel and Silver/Silver chloride electrodes; Ion Selective electrodes, glass electrode; Construction, representation, pH determination using the electrodes.</p> <p>Batteries: Basic concepts, Characteristics, classification. Construction, working and applications of Zn-Air Battery and Li-ion polymer battery.</p> <p>Fuel Cells: Basic construction and working with reference to Hydrogen–Oxygen Fuel cell with KOH as electrolyte.</p> <p>Fuels: Definition, Classification with reference to combustible fuels; Important Terms-Calorific value, GCV, NCV. Crude oil- Mining and purification, grading of Gasoline and Diesel. Blending of gasoline with ethanol.</p> <p>Non-Conventional Sources of Energy: Solar and Biogas- working principles and constructions involved therein</p>	12
Unit 2	<p>Corrosion: Definition and Mechanism of corrosion- Direct chemical corrosion and Electrochemical corrosion. Types of Corrosion: Galvanic corrosion, differential aeration corrosion (with reference to waterline and Pitting corrosion), Inter-granular and stress corrosion. Factors Influencing corrosion: Nature of metal and Environment; Corrosion Control Measures: Proper design, Purity and alloying, Cathodic protection, Modifying environment, Metal cladding, Inorganic coatings (phosphate and anodized) and Protective Metal coatings e.g. (Hot metal coatings (Galvanization & Tinning), Electroless (PCB preparation) and Electroplating (Chromium Plating).</p> <p>Green Chemistry: Objectives and significance of Green Chemistry; Basic components of green chemistry: Alternative feedstocks (adipic acid preparation), reagents (methylation by use of DMC), reaction conditions (Use of aqueous solvent) and final products (Synthesis of acetyl acetate esters); Concept of atom Economy. Industrial</p>	11

	application of Green Chemistry (with reference to Products from natural materials, Green Solvents and Green fuels).	
Unit 3	<p>Polymers: Definition, Classification-based on source of availability, structure, number of monomers and their arrangement, type of polymerization and response to heat, Basic concepts- monomers, Degree of polymerization, Functionality. Methods of Polymerization- Bulk, Suspension, Emulsion and solution. Structure-Property relationships in Polymers- chemical, Electrical (conducting polymer e.g., polyacetylene), optical, Mechanical and Crystallinity in Polymers (T_g and T_m). Degradation of Polymers Oxidation, weathering, Environmental stress cracking and thermal. Compounding of polymers to yield plastics: ingredients involved. Elastomers: Processing of natural rubber, comparison between natural and synthetic rubber.</p> <p>Instrumental Techniques: covering Principles, working and applications of UVvisible, Gas Chromatography and Differential Scanning Calorimeter (DSC).</p>	11
Unit 4	<p>Water Technology: Impurities in water, water analysis- Determination of pH, Turbidity, Dissolved solids, Hardness, Alkalinity, BOD and COD including numericals. Specifications for drinking water; BIS and WHO standards. Municipal treatment for large scale production of potable water. Large scale production of potable water using saline water- Flash Evaporation, Electrodialysis and reverse Osmosis method. Sewage treatment.</p> <p>Composites: Definition, constituents of composites, Types of composites-Fibre, particulate and layered. Applications of composites.</p>	11
Pedagogy	Inquiry based learning, Integrative approach to multidimensional understanding, Reflective thinking leading to right understanding	
References/ Readings:	<p>Text Books</p> <ol style="list-style-type: none"> 1. Jain and Jain; Engineering Chemistry; Dhanpat Rai Publishing Co.; 2013. 2. S. S. Dara; Engineering Chemistry; Chand & Co.; 2011. 3. Shashi Chawla; A Text Book of Engineering Chemistry; Dhanpat Rai Publishing Co.; 2011. <p>Reference Books</p> <ol style="list-style-type: none"> 1. M.G. Fontana; Corrosion Engineering; McGraw Hill Publication. 2. M.M. Uppal; Engineering Chemistry; Khanna Publication. 	
Course Outcomes:	<p>After going through this course, the student will be able to:</p> <ol style="list-style-type: none"> 1. Understand basic concepts relevant to electrochemical systems, corrosion, polymer and water technology 2. Identify types of fuels cells, types of corrosion, polymeric unit, and contaminants in water. 3. Analyze suitability of chemical materials for engineering applications 4. Apply the concepts of electrochemical energy system, corrosion, polymers and water technology to solve real life problems 	


[\(Back to Index\)](#)

Name of the Programme : B.E. Computer Engineering
Course Code : SHM-114
Title of the Course : Engineering Chemistry Lab
Number Of Credits : 1
Effective From AY : 2024-25

Prerequisites for the Course:	Nil	
Course Objectives:	The students shall be able to: 1. Deal with industrial technologies and applications related to chemistry. 2. Meet the basic needs of an individual, the society and the environment.	
Contents:		No of hours
	1. Introduction to the Chemistry laboratory session: Discussion on basic aspects like calculation of normality & Molarity, preparations of solutions, Acquaintance with glassware and other laboratory facilities 2. Determination of Standard Electrode potential and verification of Nernst Equation 3. Study of corrosion activity of Aluminum metal in Acid and Base Solution 4. Study of deposition of Ni metal on Aluminium by Electroless plating 5. Determination of Viscosity by using Ostwald Viscometer 6. Elemental analysis using Colorimeter 7. Determination of pH, Turbidity and Dissolved solid content of water 8. Determination of Hardness of a given water sample 9. Determination of Alkalinity of a given water sample 10. Determination of Dissolved oxygen content in water 11. Determination of COD of a water sample 12. Determination of molecular weight of polymer using Ostwald viscometer 13. Analysis of an ore using titrimetric method of analysis 14. Separation of miscible liquids using Fractional distillation method 15. Titrimetric analysis involving use of Conductometer 16. Synthesis of Polymer	30
Pedagogy:	Inquiry based learning, Constructive planning of experiments, Collaborative approach in performing experiments	
Instructions:	Minimum 10 experiments to be performed	
References/ Readings	1. J. Mendham, R.C. Denney, J.D. Barnes, M.J.K. Thomas, "Vogels Textbook of Quantitative Chemical Analysis", Pearson Education. India, 2006, ISBN: 9788177581805 2. Rattan, S. "Experiments in Applied Chemistry: For Engineering Students". Kataria Publishers, India, 2012.	
Course Outcomes:	After going through this course, the student will be able to 1. Understand basic concepts relevant to electrochemical systems,	

	<p>corrosion, polymer and water technology</p> <ol style="list-style-type: none">2. Identify types of fuels cells, types of corrosion, polymeric unit, and contaminants in water3. Analyze suitability of chemical materials for engineering applications4. Apply the concepts of electrochemical energy system, corrosion, polymers and water technology to solve real life problems.
--	--

[\(Back to Index\)](#)




Multidisciplinary Courses

Name of the Programme : B.E. Computer Engineering
 Course Code : SHM-132
 Title of the Course : Applied Physics
 Number of Credits : 2
 Effective from AY : 2024-25

Pre-requisites for the Course:	Nil	
Course Objectives:	The course will enable the students to 1. Understand the interference of light & its applications 2. Explain the transport phenomenon in semiconductors. 3. Describe the working, types & applications of Lasers 4. Analyze the optical properties & applications of optical fibers.	
Content:		No. of Hours
Unit 1	Interference of light: Geometric and optical path, Phase change at reflection (only statement), Interference based on division of amplitude, Interference in thin parallel films due to reflected & transmitted light, Interference in wedge shaped film (due to reflected light), Newton's rings for reflected light. Applications of Newton's rings: Determination of radius of curvature of Plano-convex lens, wavelength of light used and refractive index of liquid.	8
Unit 2	Semiconductors: Band theory of solids-Energy Gap, Classification of solids, Mobility, Drift velocity, Conductivity of charge carriers. Hall effect-derivation of Hall coefficient, Applications of Hall effect - carrier concentration and mobility. Introduction to Nanomaterials: Definition of nanomaterials, Properties, Examples of nanomaterials, Applications.	7
Unit 3	Lasers: Laser characteristics, Stimulated emission of radiation, Active medium, Metastable state, Condition for light amplification, Population inversion (qualitative), Pumping Mechanism, Optical resonator. Einstein's coefficients; Types of lasers: Ruby laser, He-Ne laser, Semiconductor laser, Nd:YAG laser, CO ₂ laser, Dye laser. applications of lasers in science, engineering and medicine.	8
Unit 4	Optics and Optical Fibers: Refraction of light, Snell's law, Critical angle, Total internal reflection. Propagation of light in optical fiber, Structure of an optical fiber, Acceptance angle and cone, Numerical aperture & Fractional index change, Modes of propagation, Types of optical fibers: single, multimode, GRIN fibers, V-Number Number of modes. Losses in optical fibers, Applications.	7
Pedagogy:	Inquiry based learning, Integrative approach to multidimensional understanding, Reflective thinking leading to right understanding	

References/ Readings:	<ol style="list-style-type: none"> 1. A.S. Vasudeva, “Modern Engineering Physics”, S. Chand & Company Pvt. Ltd. Revised Edition. 2015 2. M. N. Avadhanulu and P. G. Kshirsagar; “A textbook of Engineering Physics”, S. Chand & company Pvt. Ltd. Revised edition 2015. 3. R. K. Gaur & S. L. Gupta; “Engineering Physics”, DhanpatRai Publications Pvt. Ltd. Reprint 2013. 4. Uma Mukherji, “Engineering Physics”, Narosa Publications. 2012
Course Outcomes:	<p>After taking this course, student will be able to:</p> <ol style="list-style-type: none"> 1. Understand the concepts of interference of light, lasers, optical fibers and semiconductors. 2. Explain thin film interference, types of lasers, optics of fibers and transport phenomenon in semiconductors. 3. Relate the concepts logically & derive the necessary formulae. 4. Calculate various physical parameters based on thin film interference, lasers, optical fibers and semiconductors.

[\(Back to Index\)](#)



Name of the Programme : B.E. Computer Engineering

Course Code : SHM-133

Title of the Course : Applied Physics Lab


Number of Credits : 1

Effective from AY : 2024-25

Pre-requisites for the Course:	Nil	
Course Objectives:	The course will enable students to: 1. To collect & record data neatly by performing the experiments related to thin film interference, semiconductors, lasers & fibre optics. 2. To understand the underlying concepts & principles of the experiments performed. 3. To calculate various physical parameters by applying necessary formulae. 4. To draw meaningful conclusions through proper analysis of data.	
Content	List of Experiments	No. of Hours
	<ol style="list-style-type: none">1. Radius of curvature of a plano-convex lens using Newton's rings.2. R.I of a liquid using Newton's rings.3. Determination of thickness of thin object by Air wedge.4. Determination Wavelength of laser.5. Determination of particle size.6. Determination of divergence of laser.7. NA & acceptance angle of an optical fibre.8. Photo diode characteristics & power response.9. Determination of critical angle for a given pair of media.10. Communication system using optical fibre.11. Energy gap of a semiconductor.12. Hall Effect13. Photoelectric effect - Determination of Planck's constant using LED/photo diode14. Thermistor characteristics15. Dielectric constant – charging & discharging of capacitor.	30
Pedagogy:	Inquiry based learning, Constructive planning of experiments Collaborative approach in performing experiments	
Instructions	Total 10 experiments to be conducted including 2 demonstrations	
References/ Readings:	Text Books: <ol style="list-style-type: none">1. Arora C.L. "Practical Physics", S Chand & Co., ISBN: 9788121909099, 8121909090.2. Avadhanulu M. N., Kshirsagar P. G., "A text book of Engineering Physics"; S. Chand & company Pvt. Ltd., Revised edition 2015. Reference Books: <ol style="list-style-type: none">1. Vasudeva A. S., "Modern Engineering Physics", S. Chand & Company Pvt. Ltd., Revised Edition, 2015.	

Course Outcomes:	After going through this course, the student will be able to: <ol style="list-style-type: none">1. Record the readings carefully, and show them neatly on a lab record book.2. Demonstrate the various principles and basic phenomenon involved in the experiments by following proper procedure.3. Calculate the various physical parameters involved in the experiments by using formulae derived in the theory.4. Draw conclusions from the results obtained by organizing the data in a proper manner to justify the aim of the experiment.
-------------------------	---

[\(Back to Index\)](#)



Ability Enhancement Courses

Name of the Programme : B.E. Computer Engineering
 Course Code : AEC-153
 Title of the Course : Communication and Technical Writing
 Number of Credits : 3 (2L+1T)
 Effective from AY : 2024-25

Pre-requisites for the Course	Nil	
Course Objectives	The students will be able to: 1. Imbibe precise language skills with suitable vocabulary, apt style 2. Acquire the skills and techniques of writing in professional life 3. Appreciate importance of interpersonal skills to progress professionally 4. Demonstrate effective presentation exhibiting verbal and non-verbal skills	
Contents:		No. of Hours
Unit 1	<p>Communication: Stages of Communication, Channels of Communication, Verbal Communication, Non-verbal Communication, Barriers to Effective Communication, Critical thinking in Communication, Global Communication, Social Media Communication, Cross Cultural Communication.</p> <p>Listening: Hearing and listening, Active listening, Empathetic Listening, Critical Listening, Appreciative Listening, Barriers to listening. Exercises on listening comprehension.</p> <p>Reading: Skimming and Scanning, Reading Different Kinds of Texts, Note Making Techniques, Topicalising, Methods of Sequencing, Summarizing, Paraphrasing an article from any source.</p> <p>Speaking: Pitch, Tone, Articulation, Intonation, and Body Language. Public Speaking Skills, Barriers to Effective Speaking and how to overcome them through preparation, practice, and perseverance. Conversation Skills and Situational Dialogues.</p>	08
Unit 2	<p>Inter-Personal Skills: Developing a professional attitude; self-esteem; and emotional intelligence.</p> <p>Group Discussion: Group Discussions, Dos and Don'ts, Traits of a good GD Member.</p> <p>Presentations: Effective ways of content delivery and presentation</p> <p>Interviews: Interview Process, Characteristics of the Job Interview, Pre-interview preparation techniques.</p> <p>Company Meetings: Notice, Agenda, Minutes of the Meeting.</p>	07
Unit 3	<p>Formal Writing: Formal letter-writing, Structure of a Formal/Business Letter, Complete/Full Block Style Format, Types of Formal Letters (Leave request, Admission request, Queries to higher authorities, Job Application).</p> <p>Email-writing: Etiquette in Email writing, Characteristics of Successful Email Messages, Email Format, Standard Email Practices.</p> <p>Resume Writing: Format, Structure, Tone, and keyword-usage.</p>	07
Unit 4	Technical Writing: Concept and definition of technical writing,	08

	<p>features of technical writing – style and language, eliminating Common Grammatical Errors.</p> <p>Report-Writing: Introduction, Types & Usage. Book format.</p> <p>Proposals: Types and Structure of Formal Proposals.</p> <p>Referencing: Introduction to Referencing.</p>	
Pedagogy:	Inquiry based learning, Integrative approach to multidimensional understanding, Reflective thinking leading to right understanding	
References/ Reading:	<p>Text Books:</p> <ol style="list-style-type: none"> 1. Raman Meenakshi, Sharma Sangeeta, “Technical Communication”, Oxford Publication 2004. <p>Reference Books:</p> <ol style="list-style-type: none"> 1. Rizvi Ashraf, “Effective Technical Communication”, Mc Graw Hill, 2nd Edition 2. Beer David, McMurrey, “Guide to writing as an Engineer”, John Willey, New York, 2004. 	
Course Outcomes:	<p>After going through this course, the student will be able to:</p> <ol style="list-style-type: none"> 1. Remember precise language skills with suitable vocabulary, apt style. 2. Understand the skills and techniques of writing in professional life. 3. Explain importance of interpersonal skills to progress professionally. 4. Demonstrate effective presentation – verbal and non-verbal skills. 	



[\(Back to Index\)](#)



Value Added Courses


Name of the Programme : B.E. Computer Engineering
Course Code : VAC-158
Title of the Course : Environmental Science and Sustainability
Number of Credits : 2
Effective from AY : 2024-25

Pre-requisites for the Course	Nil	
Course Objectives	The student will be able to: <ol style="list-style-type: none"> 1. Understand and explore the interconnectedness of ecosystems and the importance of biodiversity for ecological balance 2. Explain various causes for environmental degradation and individuals contribution in the environmental pollution 3. Apply tools and frameworks for reporting and measuring sustainability practices. 4. Analyze effective mechanisms to handle e-waste. 	
Contents:		No. of Hours
Unit 1	Environment and Biodiversity: Definition, scope and importance of environment - need for public awareness. Eco-system and Energy flow - ecological succession. Types of biodiversity: genetic, species and ecosystem diversity - values of biodiversity, India as a mega-diversity nation - hot - spots of biodiversity - threats to biodiversity: habitat loss, poaching of wildlife, man - wildlife conflicts - endangered and endemic species of India - conservation of biodiversity: In-situ and ex-situ.	07
Unit 2	Environmental Pollution: Causes, Effects and Preventive measures of Water, Soil, Air and Noise Pollutions. Air Pollution: Types of particulates, Topography, Effects of air pollution on living organisms, plants, materials, stratosphere. Control measures for air pollution, Air quality. Water pollution: Point and non-point sources, causes of water pollution, control measures. Soil pollution: Causes of soil degradation, problems with pesticide use. Noise pollution: Effects on noise pollution on physical health, mental health, permitted noise levels, control measures.	07
Unit 3	E-Waste Management Introduction, Type of contaminants in e-waste, toxic substances and precious metals associated with e-waste and their health impacts, treatment strategies of e-waste: Recycling, landfill disposal, biological treatment, advanced methods, Conclusions. Urban E-waste: Introduction, Driving factors of E-waste, Raw materials in electrical and electronic equipment and their waste, Physical techniques - Dismantling, Crushing, shredding, and milling, Sieving and separation; Chemical techniques - Pyrometallurgy, Hydrometallurgy (Acid/alkaline leaching, Cyanide leaching, Thiourea leaching, Thiosulfate leaching); Biometallurgy -	08

	Biobleaching, Biosorption. Organic pollutant types from E-waste - Polycyclic aromatic hydrocarbons/poly nuclear aromatic hydrocarbons; Polychlorinated biphenyls, polybrominated biphenyls, and polybrominated diphenyl ethers, Electrokinetic remediation concept and its use for the removal of organic waste.	
Unit 4	<p>Sustainability and Management</p> <p>Sustainability – Concept (IAPT equation), needs and challenges – economic, social and Environmental aspects of sustainability. From unsustainability to sustainability - millennium development goals and protocols. Concept of Carbon Credit, Carbon Markets and Carbon Offsets- Basic definitions, creation comparison of carbon credits and Offsets. Zero waste 3R concept and Circular economy concepts.</p> <p>Material Recovery Facility (MRFs)- Definition, Importance, Classification- based on technology used and its characteristics: Mixed MRF, Dry MRF, Manual MRF, Semi-automatic MRF, Mechanical MRF/automated MRF; Criteria for Location of MRFs; Constituents in an MRF: Standard Process Flow of MRF; Unit Processes in MRF; Value chain of MRF.</p>	08
Pedagogy	<p>Inquiry based learning, Integrative approach to multidimensional understanding</p> <p>Reflective thinking leading to right understanding.</p>	
References/ Reading:	<p>Text Books:</p> <ol style="list-style-type: none"> 1. Benny Joseph, "Environmental Science and Engineering", McGraw Hill Education, ISBN: 978-9387432352 2. Bharucha, Erach, "Textbook of Environmental Studies for Undergraduate Courses", India, Universities Press (India) Pvt. Limited, 2005. 3. Kaushik Anubha, Kaushik C. P., "Perspectives in Environmental Studies", New Age International Publishers, ISBN: 978-9386418630. <p>Reference Books:</p> <ol style="list-style-type: none"> 1. Allen David T., Shonnard David R., "Sustainable Engineering- Concepts, Design and case studies"; Prentice Hall, ISBN: 978-0132756549. 2. Jez Areta A., Alexander Brad D., and Shaikh Ayaz R., "Carbon Credit and Carbon Offset Fundamentals", Mintz. 3. Majeti Narasimha Vara Prasad et.al, "Handbook of Electronic waste management", Elsevier Publication, 2019, ISBN: 978-0128170304. 4. Mensah Justice, "Sustainable Development: Meaning, History, Principles, Pillars and implications for Human Action: Literature Review", Cogent Social Sciences. 5. Swachh Bharat Mission Advisory on Material Recovery Facility (MRF) for Municipal Solid Waste. 	
Course Outcomes:	<p>After going through this course, the student will be able to:</p> <ol style="list-style-type: none"> 1. Understand key environmental concepts and the importance of biodiversity conservation 2. Explain the environment, human health and socio-economic impacts of different types of pollution 3. Assess the health and safety risks associated with e-waste handling and 	

disposal and implement measures to mitigate these risks
4. Apply sustainable practices for utilization of resources.

[\(Back to Index\)](#)




Name of the Programme : B.E. Computer Engineering
Course Code : VAC-159
Title of the Course : Environmental Science and Sustainability Lab
Number of Credits : 1
Effective from AY : 2024-25

Pre-requisites for the Course	Nil	
Course Objectives	The students shall be able to: 1. Understand the use of Titrimetric analysis as a tool for analysis of Water and Soil quality. 2. Calibrate and operate basic Instruments involved in Water, Soil, Air and Noise pollution. 3. Compute various parameters involved in analysis of Water and Soil quality. 4. Correlate the Parameters measured with applicable standards.	
Contents	List of Experiments	No. of Hours
	1. Calibration of pH meter, conductivity meter and Nephelometer and determination of pH, conductivity and TDS of a given water sample. 2. To determine the acidity and alkalinity of a given water sample. 3. To determine the hardness of a water sample by measuring the amount of calcium present. 4. To determine the concentration of sulphate of a given water sample and Determination of dissolved oxygen in water sample 5. To determine chloride ion concentration in a water sample and Determination of free CO ₂ in water sample 6. To determine the BOD of Water sample. 7. To determine the COD of water sample. 8. Determination of Oil and Grease in given wastewater sample. 9. Determination of Organic Carbon, NPK and CEC of a given soil sample. 10. Determination of Total Nitrogen in Soil Sample. 11. To Determine Available Phosphorus in soil sample. 12. Ambient noise monitoring. 13. Soil Electrical Conductivity. 14. Measurement of SPM; RSPM in ambient air by High Volume Sampler. 15. Colorimetric estimation of any element/compound: (Cu, Fe, Sulphate, nitrite, etc).	30
Pedagogy	Inquiry based learning, Constructive planning of experiments, Collaborative approach in performing experiments	
References/ Reading:	Text Books: 1. Mendham, J., Rc Denney, "Vogels Text Book of Quantitative Chemical Analysis", Pearson Education Limited, 6 th edition, 2018. 2. Svehla, G., Sivasankar, B., "Vogels Qualitative Inorganic Analysis", Pearson Education Limited, 7 th edition, 2018, ISBN: 978-8126511143.	

	<p>Reference Books:</p> <ol style="list-style-type: none"> 1. “Practical Manual Chemical Analysis of Soil and Plant Samples” ICAR-Indian Institute of Pulses Research. 2. Rattan, Sunita, “Experiments in Applied Chemistry”, S K Kataria & Sons, 3rd edition 2010.
<p>Course Outcomes:</p>	<p>After going through this course, the student will be able to:</p> <ol style="list-style-type: none"> 1. Understand the use Titrimetric analysis as a tool for analysis of Water and Soil quality. 2. Calibrate and operate basic Instruments involved in Water, Soil, Air and Noise. 3. Compute various parameters involved in analysis of Water and Soil quality. 4. Correlate the Parameters measured with applicable standards.

[\(Back to Index\)](#)



Skill Enhancement Courses

Name of the Programme : B.E. Computer Engineering
 Course Code : SEC-143
 Title of the Course : Engineering Graphics and Design with UI/UX
 Number of Credits : 3
 Effective from AY : 2024-25

Pre-requisites for the Course:	Nil	
Course Objectives	The course will enable the students to 1. Convert ideas into engineering drawing and understand the concepts of UI/UX design process. 2. Understand the principles of projections in engineering drawing, and Demonstrate proficiency in UI/UX toolkit design. 3. Apply the projection principles for projections of lines, solids and planes, and Integrate advanced UI/UX elements for enhanced user experience. 4. Read the orthographic, isometric drawings, and develop a complete mobile and web application interface using the UI/UX toolkit.	
Content:		No of Hours
	PART A	
Unit 1	<p>Introduction to Engineering Drawing: Types of Lines, Dimensioning, Scales; Engineering Curves: Conic sections, Ellipse (Focus Directrix Eccentricity method, Concentric circles method), Parabola (Focus Directrix Eccentricity method, Rectangle method)</p> <p>Projection: Introduction, Principle of Projection, Method of projection, Planes of projection, Four quadrants, first and third angle projection, Reference line, Symbols of projection</p> <p>Projection of Point: Introduction, Point situated in first, second, third & fourth quadrant</p> <p>Projection of lines: Introduction, Line parallel to both the planes, Line inclined to one and parallel to other plane, Line inclined to both the planes.</p> <p>Projection of Planes using first angle: Introduction, Types of planes, Projection of planes, Projection of planes perpendicular to both the reference planes, Perpendicular to one plane and parallel to other plane, Plane inclined to both planes.</p>	24
Unit 2	<p>Projection of solids using first angle: Introduction, Type of solids (Cone, cylinder, prism, pyramid), Projections of solids in simple position, Projection of solids with axes inclined to one of the reference planes and parallel to the other, Projections of solids with axes inclined to both reference planes</p> <p>Isometric Projection using first angle: Introduction, Isometric axes, Isometric scale, Isometric projection and Isometric views</p> <p>Orthographic Projection using first angle: 2 Views and 3 Views</p>	21
	PART B	

<p>Unit 3</p>	<p>Getting started with UI/UX tool Fundamental: Creating a UI/UX tool Account, creating a new design file, mapping the user journey, creation of wireframes.</p> <p>UI/UX tool Toolkit Essentials: Frames, fonts, and layouts, creating frames, function of tools, font usage, layout planning.</p> <p>UI/UX tool Prototyping: Framing, layering, grouping, creating and editing shapes, images, and masking.</p> <p>Exploring UI/UX tool toolkit part 1: Importing icons and other graphics, working with color and styles, and setting up the components.</p> <p>Exploring UI/UX tool toolkit part 2: 3D Buttons, gradient graph tricks, forms, buttons, plugins.</p>	<p>22</p>
<p>Unit 4</p>	<p>UI/UX tool Animations: Animating “Like”buttons, animating a burgerMenu..</p> <p>Mobile Application development using UI/UX tool: Wireframing, brand name page, Signin /Signup page, Menu page, prototyping</p> <p>Web Application development using UI/UX tool: Wireframing; brand name page, Signin /Signup page Menu page, Prototyping</p> <p>Mini-Project.</p>	<p>23</p>
<p>Pedagogy:</p>	<p>Inquiry-based learning, Constructive and Collaborative Learning</p>	
<p>Instructions:</p>	<p>For Unit 1 and Unit 2</p> <ol style="list-style-type: none"> 1. Minimum 6 sheets to be completed. 2. Minimum one Problem each from isometric and orthographic projection to be drafted on computer aided software. <p>For Unit 3 and Unit 4</p> <p>Suggested Software (one or more): Figma, Adobe XD, Marvel, InVision Studio, Sketch, Webflow, Optimal Workshop.</p>	
<p>References:</p>	<p>Text Books</p> <ol style="list-style-type: none"> 1. Bhat N.D., “Engineering Drawing”, Charotar Publication, 2023, ISBN:978-93-85039-70-6 2. James Cabrera, “Modular Design Frameworks: A Projects-based Guide for UI/UX Designers”, APress, 1st edition, 2017. <p>Reference Books</p> <ol style="list-style-type: none"> 1. Apurvo Ghosh, “Mastering UX Design with Effective Prototyping: Turn your ideas into reality with UX prototyping”, 1st edition, 2023 2. Fabio Staiano, “Designing and Prototyping Interfaces with Figma: Learn essential UX/UI design principles by creating interactive prototypes for mobile, tablet, and desktop”, Packt Publishing Limited (Kindle Edition), 2022. 3. Gopalkrishna K.R., “Engineering Drawing I & II”, India Subhas Stores book Corner,2017,978-93-83214-23-5 4. Tom Mulligan, “UX/UI Design 2021-2022 Tutorial for Beginners: The Complete Step by Step Guide to UX/UI Design and Best Practices for designers with no Experience”, (Kindle Edition), 2021. 	

<p>Course Outcome</p>	<p>After taking this course, student will be able to:</p> <ol style="list-style-type: none"> 1. Demonstrate the imagination skills required in converting idea into drawing and Illustrate UI/UX design process, assess effectiveness of various wireframes. 2. Understand the principles of projection systems in engineering graphics and Build wireframes, frames, layouts, and prototypes utilizing UI/UX toolkit. 3. Apply the projection principles in solving problems in engineering graphics and Civil Engineering drawings and Apply design principles through advanced UI/UX element usage, such as 3D buttons, gradient graphics, forms, and plugins. 4. Analyze and interpret Orthographic Isometric and building drawings and build comprehensive mobile and web interfaces using UI/UX toolkit.
------------------------------	--

[\(Back to Index\)](#)

