

Welcome to Goa College of Engineering

Students shall complete following steps for Admission process.

Step1:- Kindly Visit College Site <https://gecis.gec.ac.in/>

Step2:- Click on “Registration for BE 2023” Button to Sign up for the New Admission.

Welcome to
Goa College of Engineering
Farmagudi - Goa

Helpdesk for BE Admissions 2023 Login Contact Us



Step3:-Click on “Sign up” Button to create a new account.

*You will be redirected to Registration Page upon Log In

Login

Email

Password

This reCAPTCHA is for security purposes only. Please report the abuse of this reCAPTCHA to us.

I'm not a robot

Create an account [Sign Up](#)

[Forgot Password](#) [Password Reset](#)

Step4:-Please select correct option.

Please select correct option.

1. Regular B.E Students
2. Direct Second year Students

Sign Up

- Registering for Bachelor of Engineering ?
- Are you a First Year Regular Student ?
- Are you a Second Year Diploma Student ?

Name

Email id

Set new password to login to GEC Registration portal after successful SignUp

Password

Confirm Password

This reCAPTCHA is for security purposes only. Please report the abuse of this reCAPTCHA to us.

I'm not a robot

[← Back to Home Page](#)

Step5:-Enter your Name, Email ID and set new password to login to GEC registration portal after Successful Sign Up.

Welcome to
Goa College of Engineering
Farmagudi - Goa

Sign Up

- Registering for Bachelor of Engineering?
- Are you a First Year Regular Student?
- Are you a Second Year Diploma Student?

Name
SAGAR B JADHAV

Email id
sag.cool6@gmail.com

Set new password to login to GEC Registration portal after successful SignUp

Password

Confirm Password

I'm not a robot

Sign Up

Verification link will be sent on your registered email ID

Step6:- After Successful Sign Up, you will get confirmation message and an email from admission team (admjabb@gec.ac.in) which will include verification link.

Image1

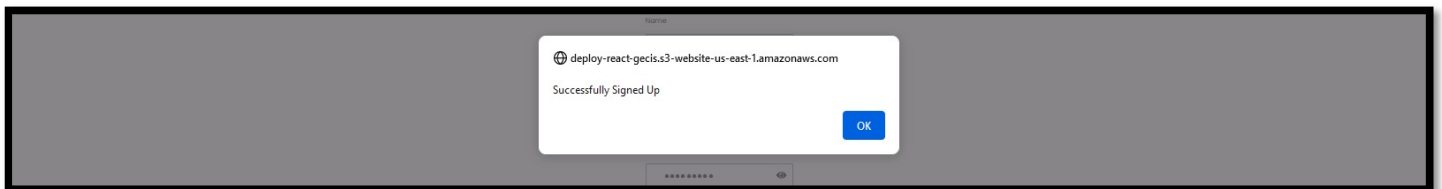


Image2

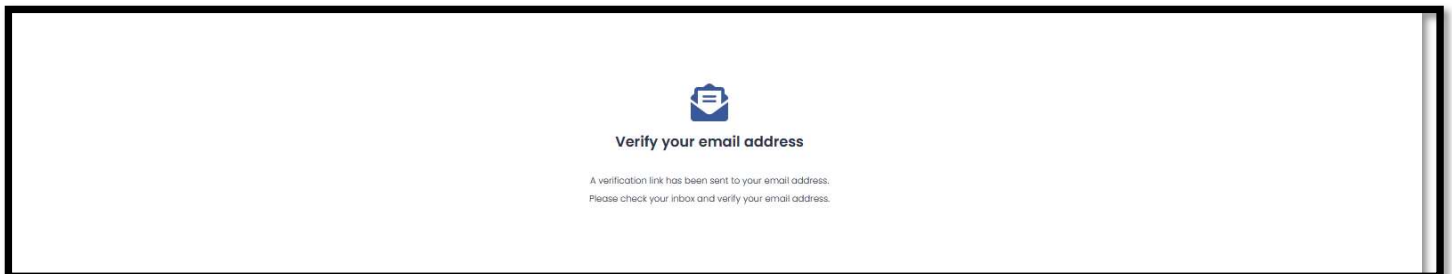

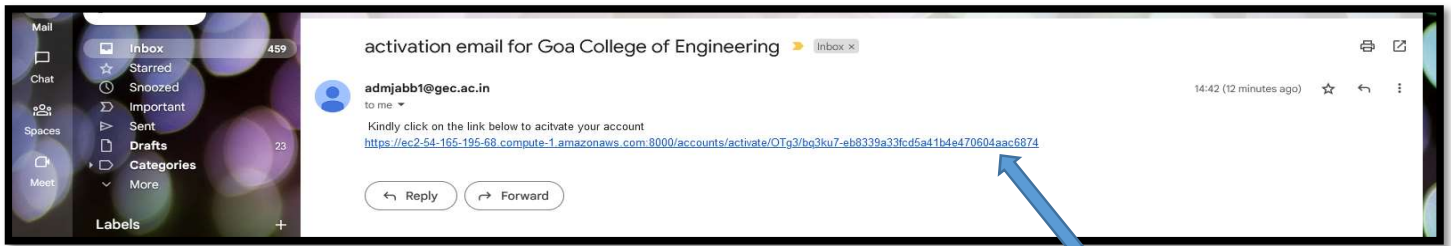


Image3



Step7:-Check your registered email id & Click on Verification link to activate your account.



Step8:-After clicking the verification link, enter your credentials and click on login button.

Welcome to
Goa College of Engineering
Farmagudi - Goa

Login Contact Us

*You will be redirected to Registration Page upon Log In

Login

Email

Password

This site uses CAPTCHA, is for testing purposes only. Please report to the site address if you are seeing this.

I'm not a robot

reCAPTCHA
Privacy - Terms

Login

Create an account [Sign Up](#)

[Forgot Password](#) [Password Reset](#)

Step9:-Click on “Registration for Bachelor of Engineering” link.

Welcome to
Goa College of Engineering
Farmagudi - Goa

Logout Contact Us

[Registration for Bachelor of Engineering](#)

Step10:-Candidate is required to fill registration form.

BE Student Registration FormLogout

Fill in your details in order to register

Full Name of the Student*	<input type="text" value="VIJAY AJAY SALGAONKAR"/>
<small>As it appears in HSS certificate</small>	
Father's Name*	<input type="text" value="DINANATH A SALGAONKAR"/>
Mother's Name*	<input type="text" value="SITADEVI A SALGAONKAR"/>
Student's Date of Birth*	<input type="text" value="01 / 01 / 1989"/>
Student's Email*	<input type="text" value="vijayajay@gmail.com"/>
Student's Mobile Number*	<input type="text" value="8888888888"/>
Gender*	<input type="text" value="MALE"/>
Nationality*	<input type="text" value="INDIAN"/>
Religion*	<input type="text" value="HINDU"/>

Mother Tongue*	<input type="text" value="MARATHI"/>
Aadhar Number*	<input type="text" value="859897866565"/>
Place of Birth*	<input type="text" value="GOA"/>
Blood Group*	<input type="text" value="B+"/>
Marital Status*	<input type="text" value="Single"/>
Parent's Email*	<input type="text" value="DNK@GMAIL.COM"/>
Parent's Mobile Number*	<input type="text" value="9999999999"/>
Academic Details*	
	<input type="text" value="59"/> <input type="text" value="MARATHA MANDAL HIGH SCHOOL"/>
	<small>10th Percentage SSC School</small>
	<input type="text" value="Diploma School"/>
	<small>Diploma School</small>
Address*	<input type="text" value="HNO 1381 TISK VALLEY NEAR MRF"/>
	<small>Street Address</small>

GCET Details *

59
GCET Number

89
GCET Rank

25
Physics Marks(GCET)

25
Mathematics Marks(GCET)

25
Chemistry Marks(GCET)

Academic Details *

59
10th Percentage

MARATHA MANDAL HIGH SCHOOL
SSC School

65
12th Percentage

MARATHA MANDAL HIGH SCHOOL
Higher Secondary School

GOA BOARD
HSSC Board

This details will be visible only for B.E regular students

UCHGAON
City

SOUTH GOA
District

Ponda
Taluka

Municipality Panchayat

Canacona
Panchayat/Municipality

Ponda
Assembly Constituency

GOA
State / Province

403406
Pin / Zip Code

Upload Files
File size should be less than 200KB

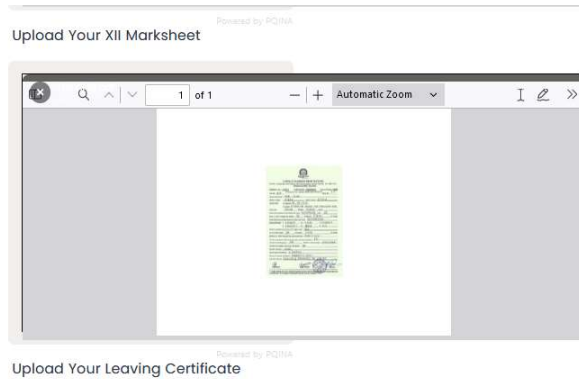
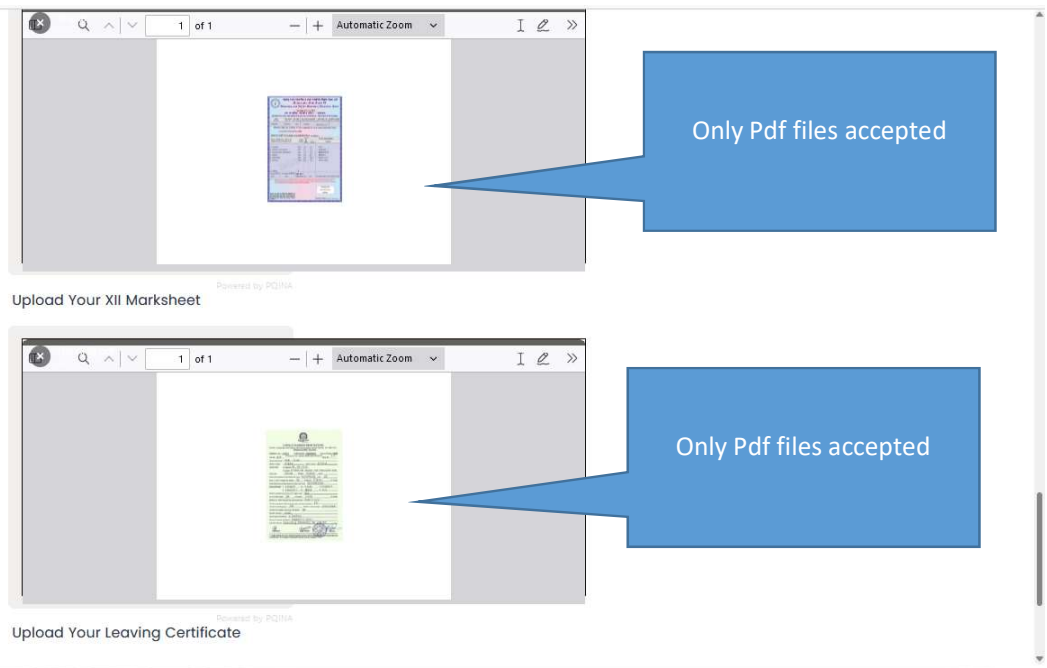
10.png
10 KB

Upload Your Passport Size Photograph.

11.png
3 KB

Upload only JPG or PNG format and size should be less than 200kb
(Kindly upload scan copy of recent passport size photograph)

JPG or PNG Image Accepted



I hereby declare that I have read and accepted the provisions of the Prospectus and have enclosed all the certificates as required and submitted the application complete in all respects. In the event of my application found to be deficient or incomplete, and rejected by Admitting Authority, I shall be held responsible for the same. I hereby declare that the particulars furnished in the application are true, complete, and correct to the best of my knowledge and belief. I am fully aware that in the event of any information being found false or incorrect or ineligible being detected before or after the admission, appropriate action as deemed fit by the Compete Authority can be taken against me.

I Agree

Back to Home

Save Checkpoint


Register

1. **Save Checkpoint button** is to save your data


2. **Register button** After you have filled the form completely, click on Register button. You will get a preview of your Form. If any data needs to be edited then you will be able to change by clicking on EDIT button. If there are no changes then click on SUBMIT button for submission of your form.

3. After Clicking Submit Button your details will save and locked.

Step11:-Click on Submit button and print acknowledgement card




GOA COLLEGE OF ENGINEERING
FARMHALL, PONDAL, GOA - 403001
 Website: www.gce.ac.in, Email: gce@gce.ac.in
 GOVERNMENT COLLEGE
 OFFICE: +91-832-2336020(ASSISTANT) +91-832-2336263(RIP) +91-832-2336264



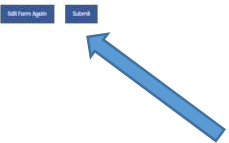
APPLICATION
Form No. - Bachelor of Engineering Admission

Reg No. Not yet assigned



Personal Information	
Full Name:	NAHAT KUNTI GADGONKAR
Father's Name:	CHANDRATHA S. GADGONKAR
Mother's Name:	SEKHAR S. GADGONKAR
Date of Birth:	2001-01-21
Gender:	Males
Mobile No.:	9999999999
Address:	4030000000
Religiosity:	HINDU
Roll Number:	07000000000
Branch Group:	BT
Specialization:	0000
Medium:	0000
Mother's Language:	000000
Place of Birth:	GOA
Parent's Mobile:	9999999999
Parent's Email:	0000000000
Local Address:	4030000000
City/Village:	00000000
Taluka:	000000
District:	00000000
State:	GOA
Pin/Zip:	000000
Municipality:	000000
Assembly Constituency:	000000
Academic Details	
GCET Rank:	00
GCET Marks:	00
Marks in Physics(GCET):	25
Marks in Mathematics(GCET):	25
Marks in Chemistry(GCET):	25
School and Higher Secondary Details	
10th Percentage:	00
SSC School:	000000 MANDAL HIGH SCHOOL
12th Percentage:	00
HSSC School:	000000 MANDAL HIGH SCHOOL
HSSC Board:	0000 BOARD

Edit Form Again Submit



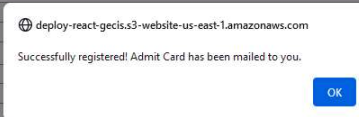
Browser tabs: GEC MIS Test website, activation email for, EXAMINATION NOTI, (6) WhatsApp, GEC MIS, GEC MIS, leaving certificate...

Address bar: deploy-react-gceis.s3-website-us-east-1.amazonaws.com/register/application-preview

Navigation: MIS_NEW, WEBSITE, PAYULOGIN, Online Certificate, MIS REPORTING, ONLINE SEM REG, ME%202020-21%20AD..., PHD%20students%20..., ADMISSION 2021-22, clared, 171106008

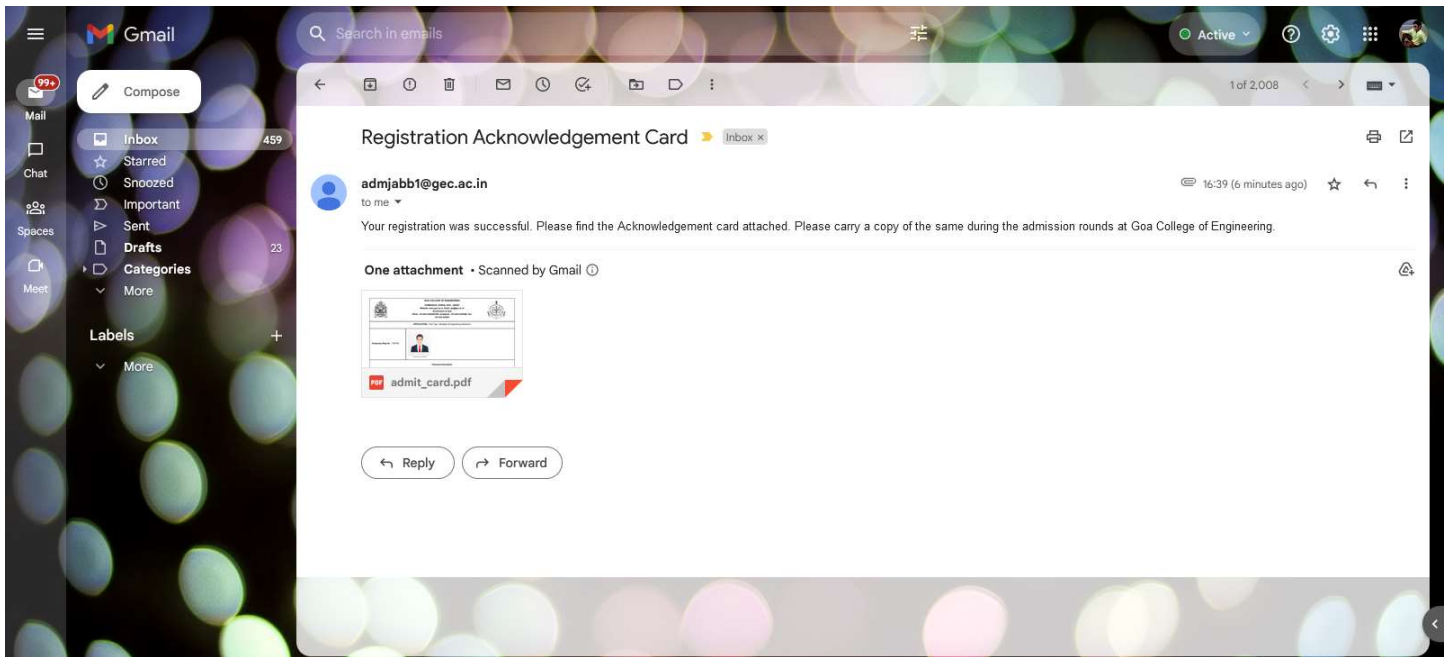
Blood Group:	B+
Marital Status:	Single
Religion:	HINDU
Mother Tongue:	MARATHI
Place Of Birth:	GOA
Parent's Mobile:	9999999999
Parent's Email:	DNR@GMAIL.COM
Correspondence Address	
Local Address:	HNO 13BT TISK VALLEY NEAR MRF
City/Village:	UCHGAON
Taluka:	Ponda
District:	SOUTH GOA
State:	GOA
Pin/Zip:	403406
Municipality:	Ponda
Assembly Constituency:	Ponda
GCET Details	
GCET Number:	59
GCET Rank:	89
Marks in Physics(GCET):	25
Marks in Mathematics(GCET):	25
Marks in Chemistry(GCET):	25
School and Higher Secondary Details	
10th Percentage:	59
SSC School:	MARATHA MANDAL HIGH SCHOOL
12th Percentage:	89
HSSC School:	MARATHA MANDAL HIGH SCHOOL
HSSC Board:	GOA BOARD

Edit Form Again Submit



System tray: 32°C Mostly sunny, Search, Taskbar icons, System tray: ENG IN, 16:40, 20-06-2023

Step12:-Check your registered email for Acknowledgement card from admjabb1@gec.ac.in.



Registration Procedure

After admission at Directorate of Technical Education, Goa visit the following website <https://gecis.gec.ac.in> Kindly follow the instructions mentioned on the web page. Students shall signup, fill the student information form, generate the acknowledgment card and carry the same for registration at College. The schedule for registration will be notified by Directorate of Technical Education, Goa.

Also visit <https://www.antiragging.in> and complete online anti ragging undertaking and print the undertaking form. You need to submit above forms to Goa College of Engineering for enrolment to first semester of Engineering. Also you need to submit all the relevant marks cards & documents mentioned in the online application form.

Documents required at registration counter for enrolment

1. Printed acknowledgment card generated from <https://gecis.gec.ac.in>
2. Copy of admit card issued by DTE.
3. Copies of SSC & XII Mark sheets.
4. Copy of the anti ragging undertaking form generated and submitted online by the student duly signed by the student.
5. Copy of the anti ragging undertaking form generated and submitted online by parent/guardian and duly signed by parent/guardian and concerned student.
6. Two colored recent passport size photographs.
7. Original Eligibility certificate issued by Goa University (only for students passing 12th std. from other than Goa Board).

The New Identity Card with ROLL NUMBER will be issued to the students by the Academic Section only after the final round of admission

When you visit GEC For new student registration please follow these sequence of steps

- 1 Please collect token for registration at Academic Section, GEC. & visit payment counter for payment.
- 2 Visit document checking counter at Academic Section for verifying documents & new student registration forms
- 3 At registration counter check your data being entered correctly in the database and obtain registration slip.
- 4 To complete the registration process, enter your details in the register and sign.

Contact for Admission Related Clarifications

Dr. Anant Naik
Prof. In-charge (Academic)
0832 - 2336306

Mr. Ketan Naik
Assistant Registrar (Academic)
0832 - 2336506
e-mail : acad@gec.ac.in

GEC HELP LINE FOR ADMISSION
0832-2336306

